




2019

VOOLITE


Innovations

Born from Excellence

Introduction



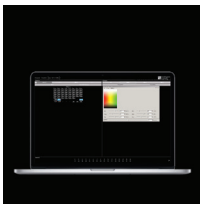
Company Introduction
5



Product feature
7




Track system
9




Intelligent control system
13

Products




Showcase light




M19A
17



M28A
18



M36A
19




M45A
20



M19D
21




M28D
23




M36D
25



M45D
26



M36F
27




Track light



V50A
31



V60A
32



V80A
33



V90A
34




V50D
35



V60D
37



V80D
39



V90D
41



V80F
42




UA
45



UD
46

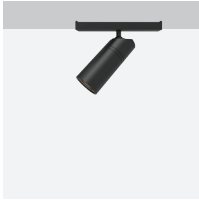


V50GU (fitting)
49

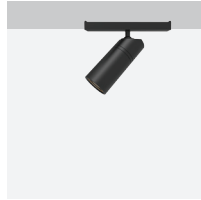


P1 (fitting)
51

Mini magnetic
track system



S1SA
55



S1SD
56



S1SF
57



S1XA
58

Ceiling light



F
61

VOOLITE Company Introduction



Voolite' s products all over the world



Voolite (Ningbo, China)

In 2007, our first LED lighting was designed and produced from Ningbo, China to the whole world.

In 2014, we established our own CNC center to make sure the high-quality products with stable production time.


During the ten years' effort, Zhejiang Voolite Technology Co.,Ltd set up LED professional new lighting brand "VOOlite" . Orientated to high-end market, Voolite' s aim is to manufacture lighting fixtures, which can display perfect vision to let people enjoy light.

Combined with modern industrial style and the world's top light distribution system, now the totally lasted LED lighting series are continuously launching with perfect driving scheme, excellent thermal management, and intelligent control method to provide professional lighting including LED cabinet lighting and track lighting for museum, gallery such exhibitions and high-end commercial lighting environment.

Excellent light witnesses the history and create the future.

We offer the most distinct record and the most realistic reduction to the exhibits ;
We offer the most full memory and the best inspiration to the audiences.

Voolite showroom



Voolite attending HK lighting fair spring edition in 2018
Voolite attending GZ international lighting fair in 2018



Voolite’ s processing center



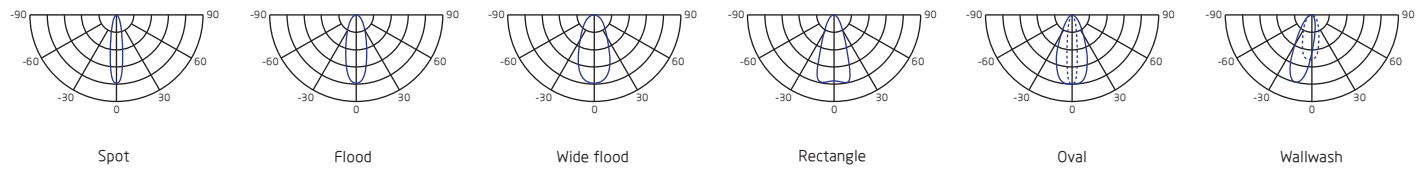

CE & RoHS certificats



Zhejiang Voolite Technology Co.,Ltd
Add.: No.60, Weiyei Road, Beilun District, Ningbo, Zhejiang
P.C.: 315803
T.: +86-574 5656 1266
E.: sales@voolite.com

Voolite' s product feature

The ultimate pursuit to the light pattern



Perfect Facula

Flawless and well-balanced light shap; natueral color change without obvious sub facula.


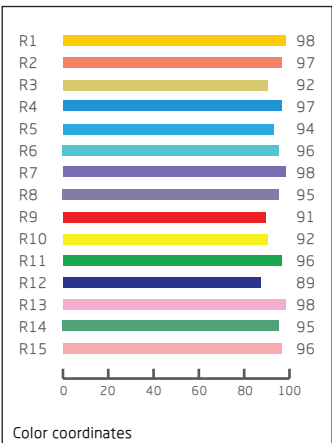
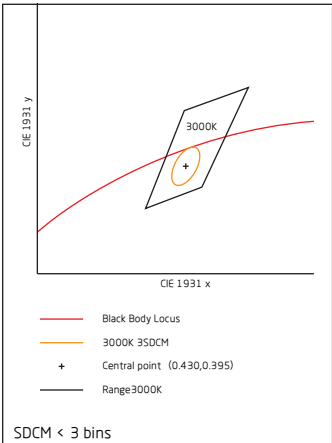
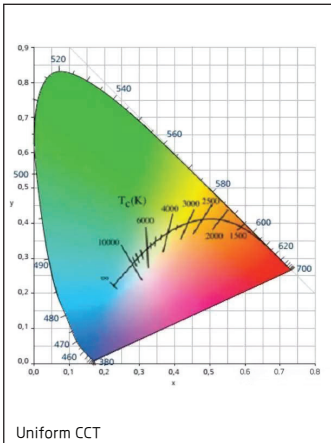


Before modification



After modification

Uniform light color and high CRI



With SDCM controlled to be within 3 step Mac Adam, the LED light source builds the consistency of light color.

Ra ≥ 90, best color rendition of professional illumination. Simulation of sunlight to restore the most real color.

One light with multiple functions

With more light distribution, Our luminaires own more light effect and make more comfortable and safe lighting spacing with great cost saving.

Diffusor
Freely change beam angles by replacing diffusors

Spot

Flood

Wide flood

Rectangle

Oval

Wallwash

Honeycomb louver
Better anti-glare function by hidden LED source

Honeycomb louver

Colorful filter
Easily change light color

Red light

Green light

Yellow light

Blue light

Anti-glare cover
With good anti-glare function

180°anti-glare cover

360°anti-glare cover

No flicker light with comfort and anti-glare effect

Schematic diagram for ripple stroboscopic test curve

luminous (flux lm)

500

400

300

200

100


0

0

China Quality Certification Center' s standard

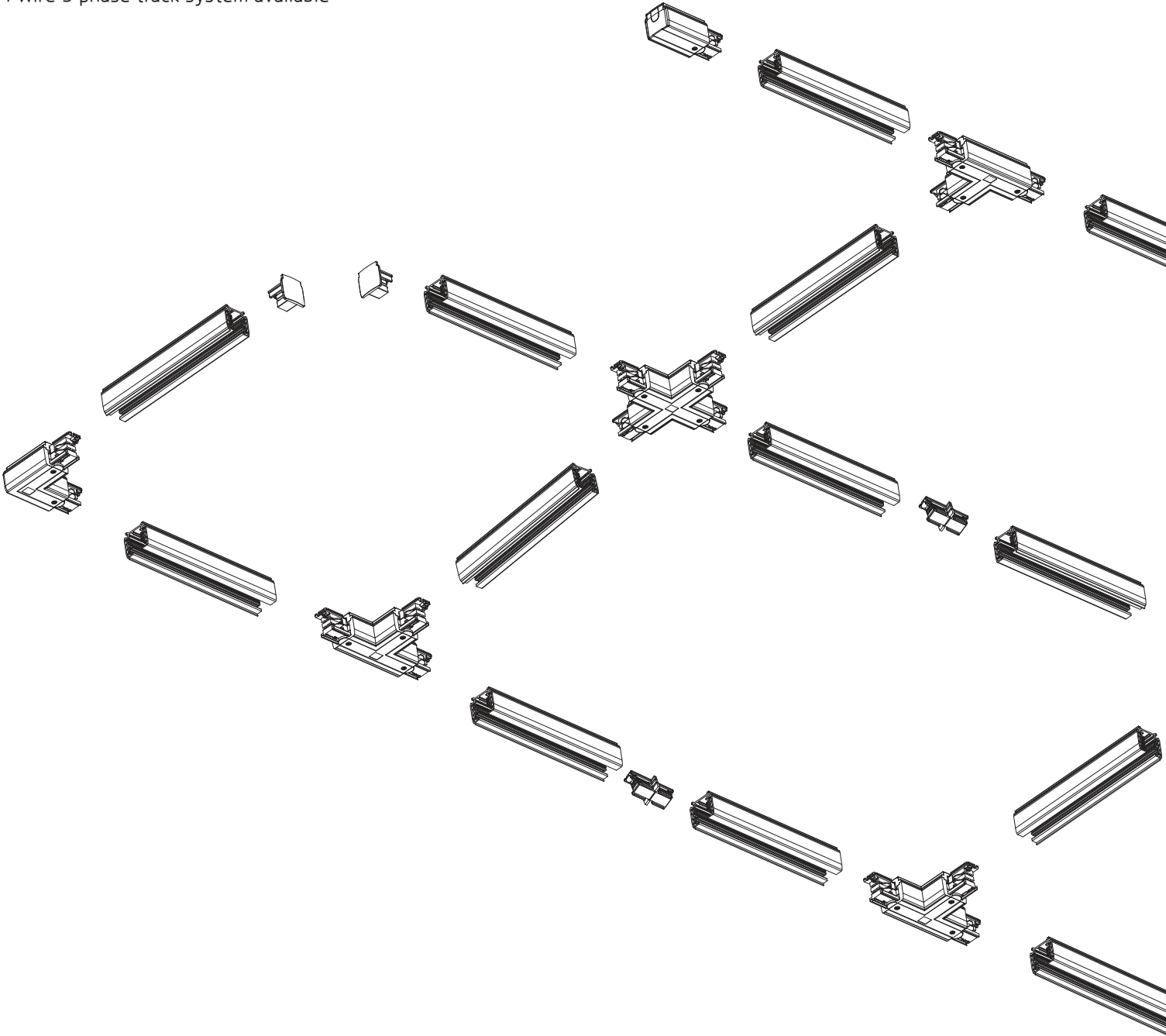
Voolite LED luminaires

LED source' s flicker will stimulate visual system and make people feel quite uncomfortable, while non-flicker light can create more healthy and cosy environment. It' s what we are always offering.



Voolite' s product feature

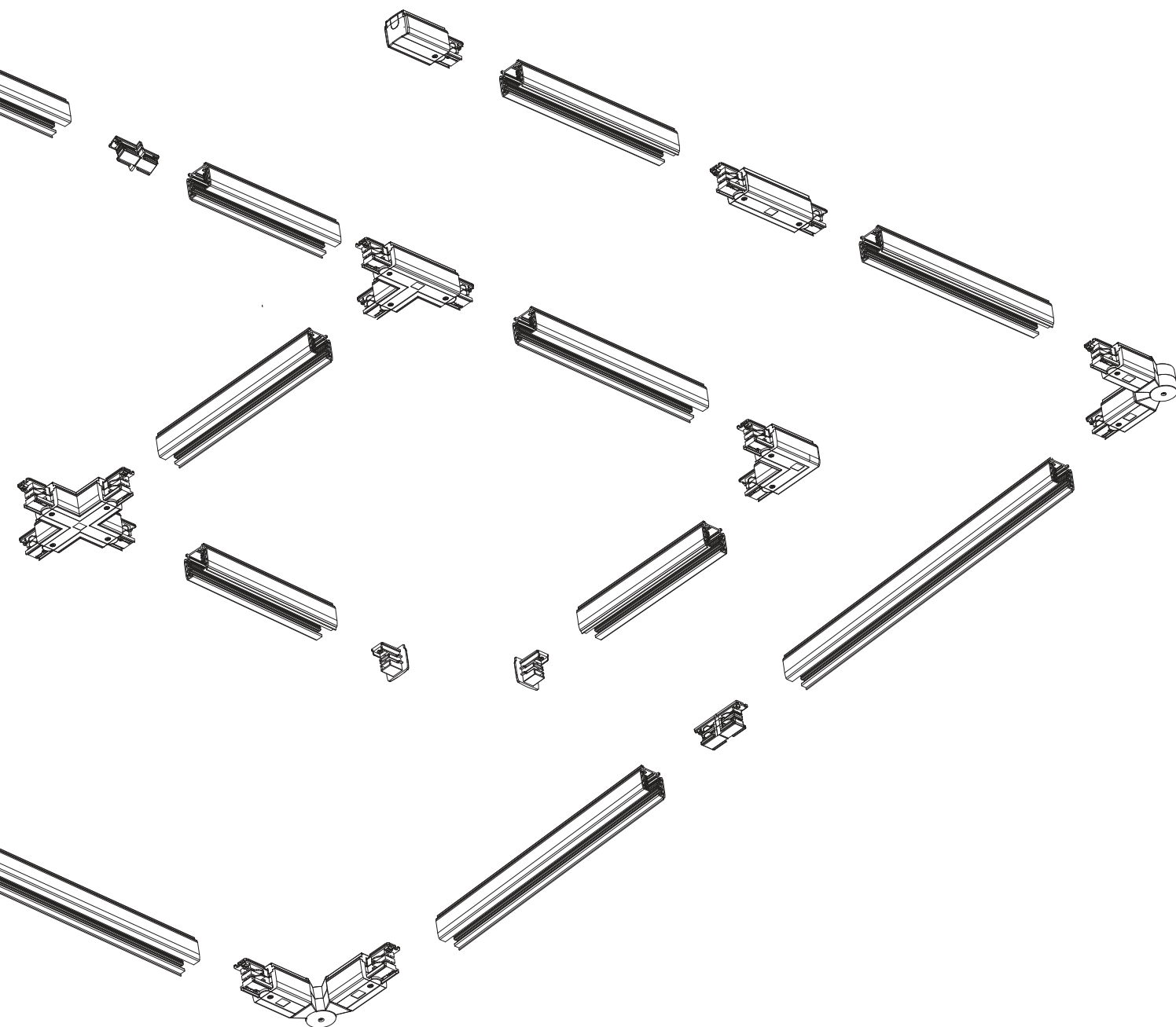
4 wire 3 phase track system available



- 4 wire 3 phase track system
- 4 wire 2 phase track system
- 3 wire 1 phase track system
- DALI track system
- Low-voltage track system
- Magnetic low-voltage track system

- Surface mounting
- Recessed mounting
- Suspended mounting

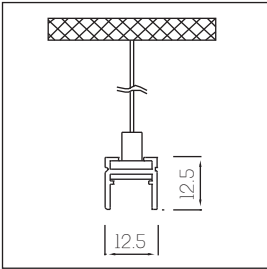
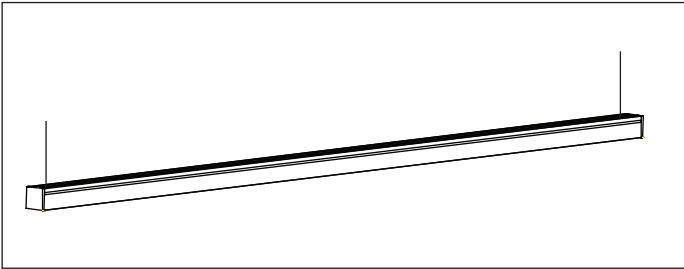
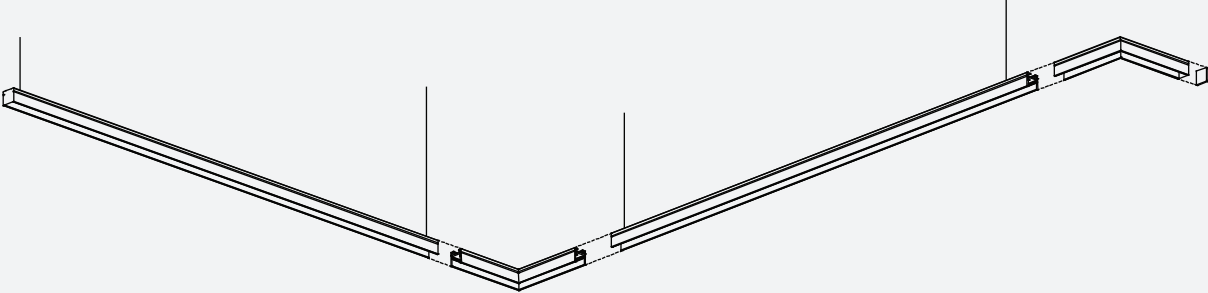
- White
- Silver
- Black



Voolite' s product feature

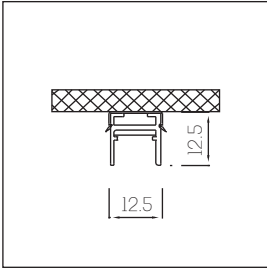
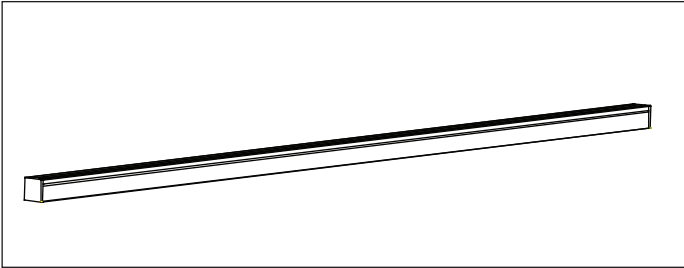
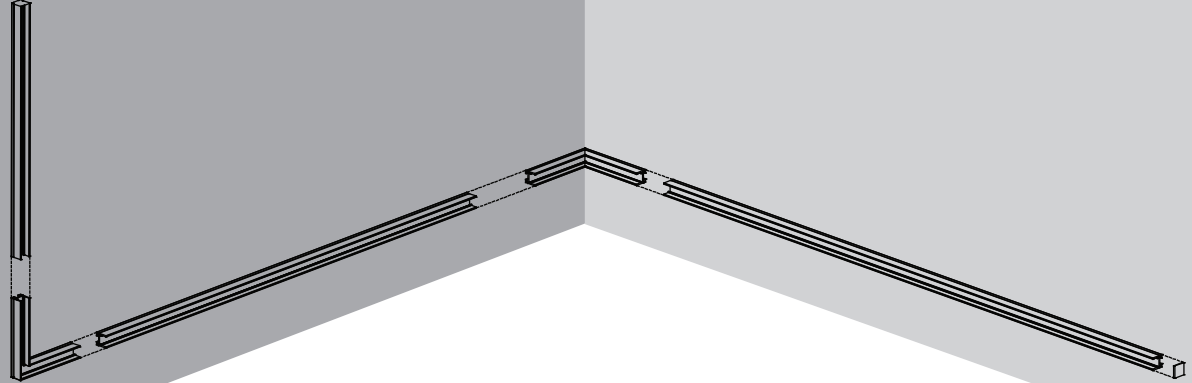
Voolite MT1 super thin magnetic low-voltage track system

MT1D Magnetic suspending track system



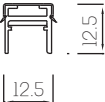
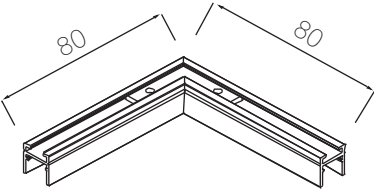
Input DC 12V
Black / White / Silvery
L = 0.5m / 1m / 2m

MT1S Magnetic surface-mounting track system

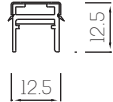
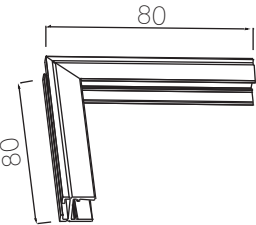


Input DC 12V
Black / White / Silvery
L = 0.5m / 1m / 2m

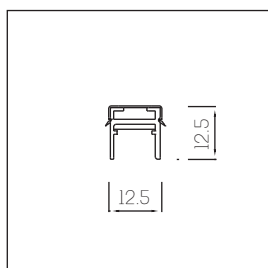
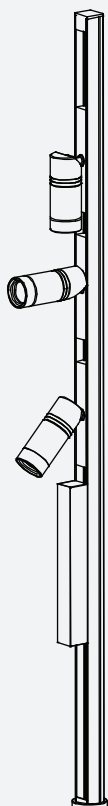
MT1A



MT1B



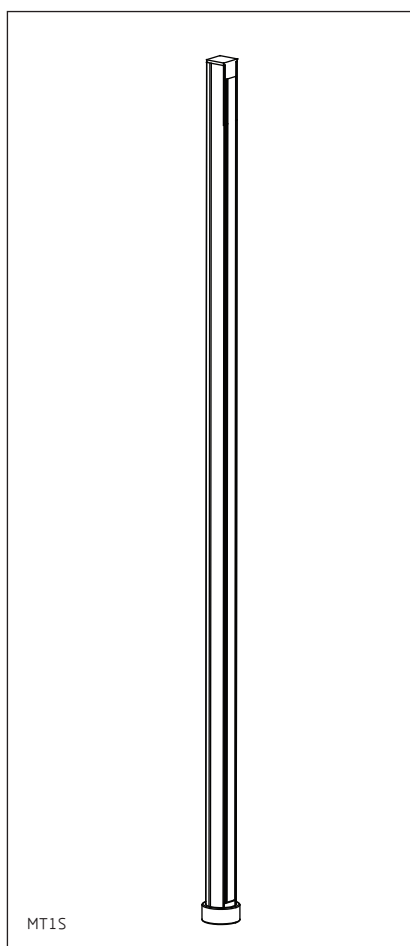
Magnetic stand—mounting
track system



Input DC 12V
Black / White / Silvery
L = 0.5m / 1m
Cutout ϕ 23

Surface mounting
Suspended mounting
Stand mounting

White
Silver
Black



Voolite' s product feature

Control system

One light with single dimmer
Independent dimming system is available for even one light. Internal
0-100% equal-proportion dimming with non-flicker feature.



ON/OFF



Dimming

External 0-10V dimming/TRIAC
Offer single light dimming or group dimming. Control panel is also
available.



ON/OFF



Dimming



Group management

RF2.4G Remote Control System
RF2.4G remote control for light dimming and CCT dimming with high
efficiency, high power factor, non-flicker and wide-range control. It's a
wireless control system for home lighting, commercial lighting and public
space lighting with easy operation.



ON/OFF



Dimming



Group management

Bluetooth Control System / WIFI Control System
It's a small control system with simple installation. With APP on mobile
phone or pad, it can be used to control the light accurately for small
shops, exhibition and home use.



ON/OFF



Dimming




Group management



Dynamic induction scene



Preset lighting sequence



DALI intelligent control system

Through DALI intelligent control system, each serie has many functions like Intelligent switch, brightness adjustment, scene switch and timing setting.



ON/OFF



Dimming



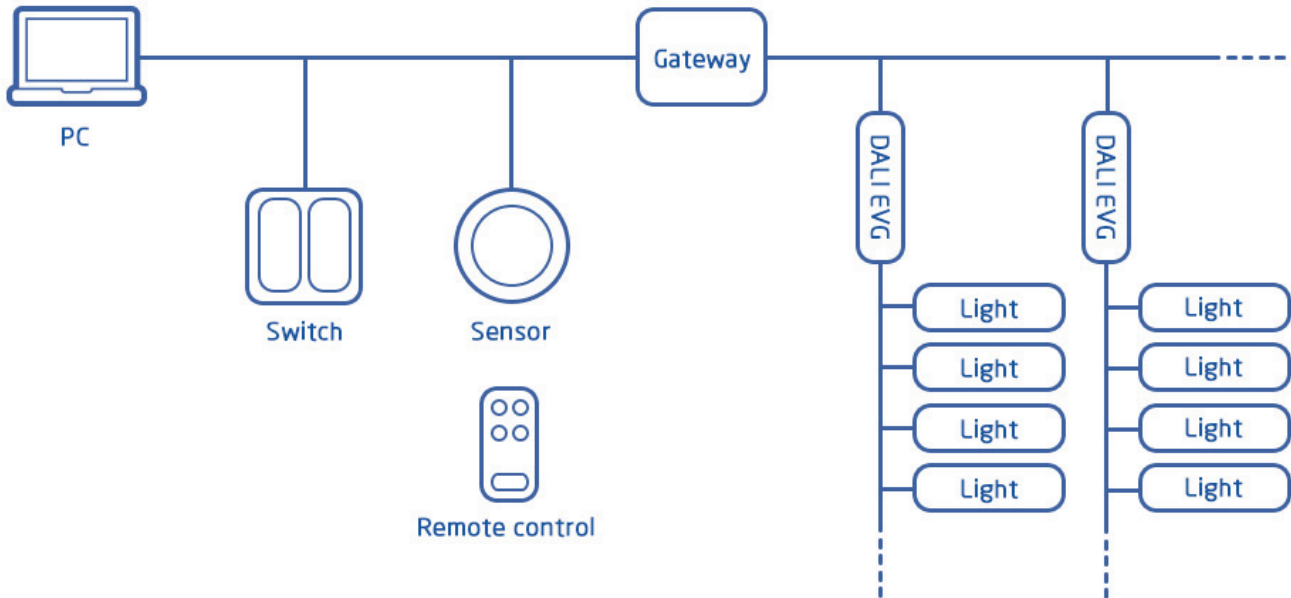
Group management



Dynamic induction scene



Preset lighting sequence





Cabinet light Mercury series

M19 | M28 | M36 | M45

High Proficiency for Showcase Illumination



3000K/4000K SMD Available



Rotation / tilt: 0-360° / 0±60°
Free Beam Angles by Rotating the Light Body



Different Beam Angles by Replacing Diffusors



Electrodeless Zoom Available



High CRI Available



High Lumens



≤ 2 steps



No Flicker



Magnetic Installation



IP 20



50,000 hours



Support DALI protocol



Excellent Heat Dissipation



Honeycomb Available



CE Certified



RoHS Certified

Voolite Product Instruction - M19A fixed beam angle series

Product Specification

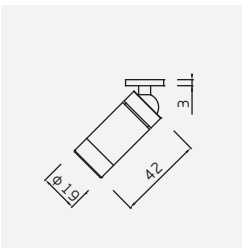



M19AT
Track mounting
360° / ±60°

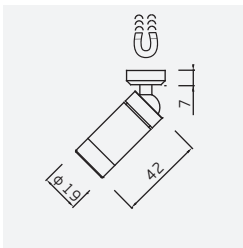



M19AMT
Magnetic track mounting
360° / ±60°

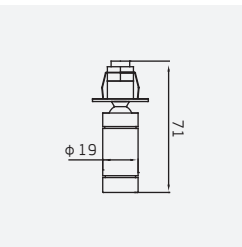

Model	Input	Driver	Light Source	Power	Lumens(3000K)	Beam angle	CCT	Dimming	UGR	CRI	SDCM
M19AT	DC 12-24V	Power box	SMD	3W	210lm	15° 24°	2700K 3000K	Non-dimming 0-10V	<17	≥90	≤3
M19AMT	DC 12-24V	Power box	SMD	3W	210lm	38° 60° 80°	4000K	Non-dimming 0-10V DALI			



M19AS1
Surface mounting
360° / ±60°

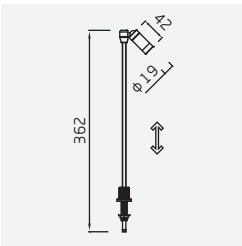



M19AS
Magnetic surface mounting
360° / ±60°



M19AR
Recessed mounting
360° / ±60°
Cutout ϕ 20mm

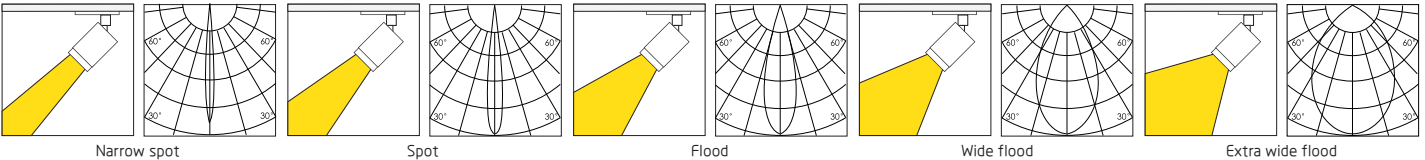
Model	Input	Driver	Light Source	Power	Lumens(3000K)	Beam angle	CCT	Dimming	UGR	CRI	SDCM
M19AS1	AC 100-240V	External	SMD	3W	210lm	15°	2700K	Non-dimming	<17	≥90	≤3
M19AS	AC 100-240V	External	SMD	3W	210lm	24°	3000K	0-10V			
M19AR	AC 100-240V	External	SMD	3W	210lm	38° 60° 80°	4000K	Remote Controller Blue-tooth DALI			



M19AP
Pole mounting
360° / ±60°
Cutout ϕ 12mm




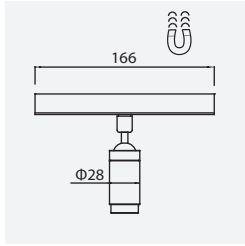
Model	Input	Driver	Light Source	Power	Lumens(3000K)	Beam angle	CCT	Dimming	UGR	CRI	SDCM
M19AP	AC 100-240V	External	SMD	3W	210lm	15° 24° 38° 60° 80°	2700K 3000K 4000K	Non-dimming 0-10V Remote Controller Blue-tooth DALI	<17	≥90	≤3


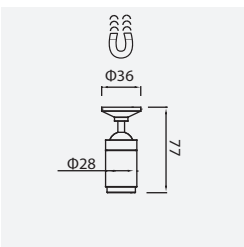
Beam Angle


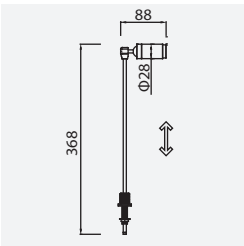


Voolite Product Instruction - M28A fixed beam angle series

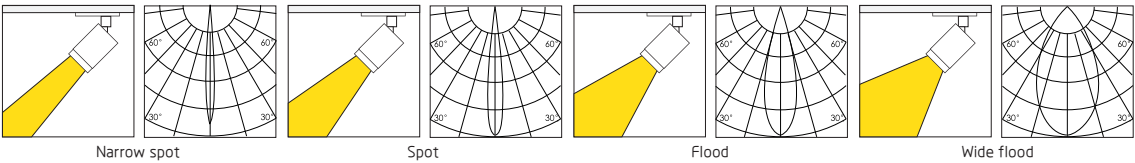
Product Specification

				M28AT Track mounting 360° / ±60°						M28AMT Magnetic track mounting 360° / ±60°	
Model	Input	Driver	Light Source	Power	Lumens(3000K)	Beam angle	CCT	Dimming	UGR	CRI	SDCM
M28AT	DC 12-24V	Internal	SMD	3W	210lm	15° 24°	2700K 3000K	Non-dimming 0-10V	<17	≥90	≤3
M28AMT	DC 12-24V	Internal	SMD	3W	210lm	38° 60°	4000K	Non-dimming 0-10V DALI			

				M28AS Magnetic surface mounting 360° / ±60°						M28AR Recessed mounting 360° / ±60° Cutout φ20mm	
Model	Input	Driver	Light Source	Power	Lumens(3000K)	Beam angle	CCT	Dimming	UGR	CRI	SDCM
M28AS	AC 100-240V	External	SMD	3W	210lm	15° 24°	2700K 3000K	Non-dimming 0-10V	<17	≥90	≤3
M28AR	AC 100-240V	External	SMD	3W	210lm	38° 60°	4000K	Remote Controller Blue-tooth DALI			


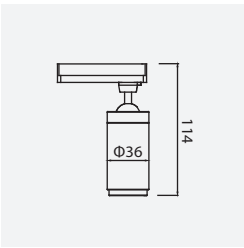

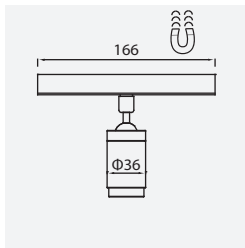
				M28AP Pole mounting 360° / ±60° Cutout φ12mm							
Model	Input	Driver	Light Source	Power	Lumens(3000K)	Beam angle	CCT	Dimming	UGR	CRI	SDCM
M28AP	AC 100-240V	External	SMD	3W	210lm	15° 24° 38° 60°	2700K 3000K 4000K	Non-dimming 0-10V Remote Controller Blue-tooth DALI	<17	≥90	≤3


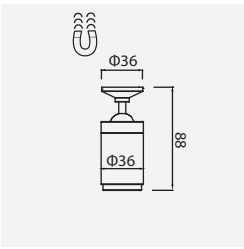

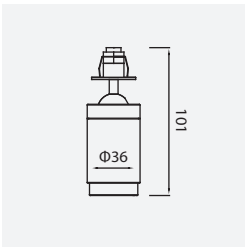
Beam Angle



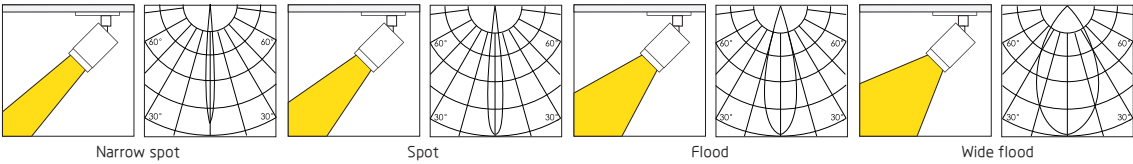
Voolite Product Instruction - M36A fixed beam angle series

Product Specification

				M36AT Track mounting 360° / ±60°						M36AMT Magnetic track mounting 360° / ±60°	
Model	Input	Driver	Light Source	Power	Lumens(3000K)	Beam angle	CCT	Dimming	UGR	CRI	SDCM
M36AT	DC 12-24V	Internal	SMD	3W	210lm	15°	2700K	Non-dimming	<17	≥90	≤3
	AC 100-240V	Internal	SMD	3W	210lm	24°	3000K	0-10V			
		External	SMD	5W	350lm	38°	4000K				
M36AMT	DC 12-24V	Power box	SMD	5W	350lm	60°		Non-dimming 0-10V DALI			


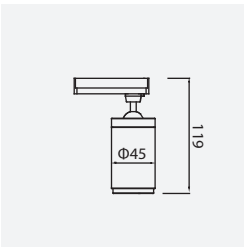

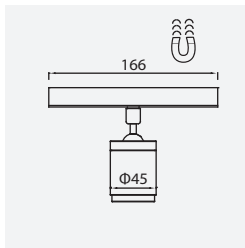
				M36AS Magnetic surface mounting 360° / ±60°						M36AR Recessed mounting 360° / ±60° Cutout Φ 20mm	
Model	Input	Driver	Light Source	Power	Lumens(3000K)	Beam angle	CCT	Dimming	UGR	CRI	SDCM
M36AS	AC 100-240V	External	SMD	5W	350lm	15°	2700K	Non-dimming	<17	≥90	≤3
M36AR	AC 100-240V	External	SMD	5W	350lm	24°	3000K	0-10V			
						38°	4000K	Remote Controller			
						60°		Blue-tooth DALI			


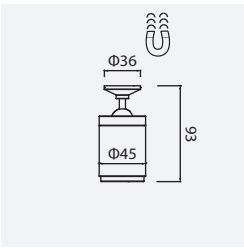

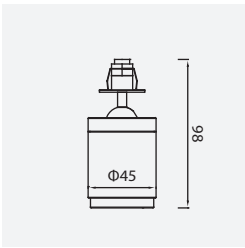
Beam Angle



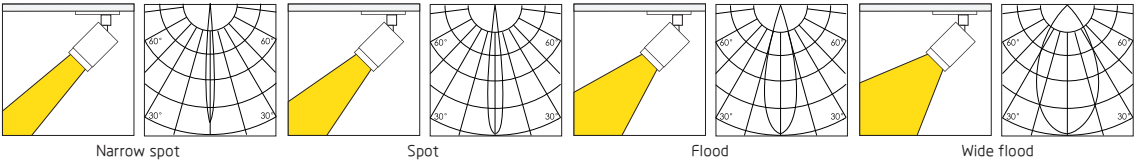
Voolite Product Instruction - M45A fixed beam angle series

Product Specification

				M45AT Track mounting 360° / ±60°						M45AMT Magnetic track mounting 360° / ±60°	
Model	Input	Driver	Light Source	Power	Lumens(3000K)	Beam angle	CCT	Dimming	UGR	CRI	SDCM
M45AT	DC 12-24V	Internal	SMD	5W	350lm	5° (low power)	2700K	Non-dimming 0-10V DALI	<17	≥90	≤3
				7.5W	525lm	10°	3000K				
	AC 100-240V	Internal	SMD	3W	210lm	15°	4000K				
				5W	350lm	24°					
		External	SMD	5W	350lm	38°					
				7.5W	525lm	60°					
M45AMT	DC 12-24V	Power box	SMD	5W	350lm						
				7.5W	525lm						


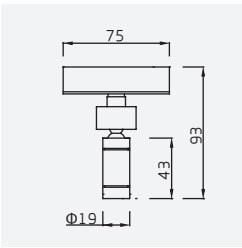

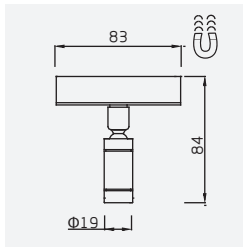
				M45AS Magnetic surface mounting 360° / ±60°						M45AR Recessed mounting 360° / ±60° Cutout φ 20mm	
Model	Input	Driver	Light Source	Power	Lumens(3000K)	Beam angle	CCT	Dimming	UGR	CRI	SDCM
M45AS	AC 100-240V	External	SMD	5W	350lm	5° (low power)	2700K	Non-dimming 0-10V Remote Controller Blue-tooth DALI	<17	≥90	≤3
				7.5W	525lm	10°	3000K				
M45AR	AC 100-240V	External	SMD	5W	350lm	15°	4000K				
				7.5W	525lm	24°					
						38°					
						60°					


Beam Angle

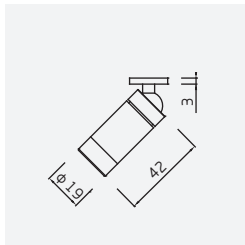


Voolite Product Instruction - M19D replacing diffusors series


Product Specification

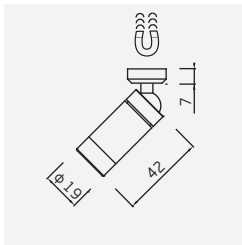
				M19DT Track mounting 360° / ± 60°						M19DMT Magnetic track mounting 360° / ± 60°	
Model	Input	Driver	Light Source	Power	Lumens(3000K)	Beam angle	CCT	Dimming	UGR	CRI	SDCM
M19DT	DC 12-24V	Power box	SMD	3W	210lm	Spot	2700K	Non-dimming	<17	≥90	≤3
M19DMT	DC 12-24V	Power box	SMD	3W	210lm	Flood	3000K	0-10V			
						Wide flood	4000K				
						Oval flood					
						Rectangle flood					
						Wallwash flood					






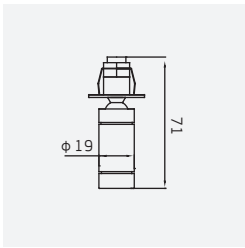
M19DS1
Surface mounting
360° / ± 60°






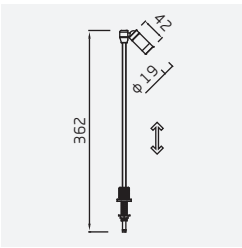
M19DS
Magnetic surface mounting
360° / ± 60°



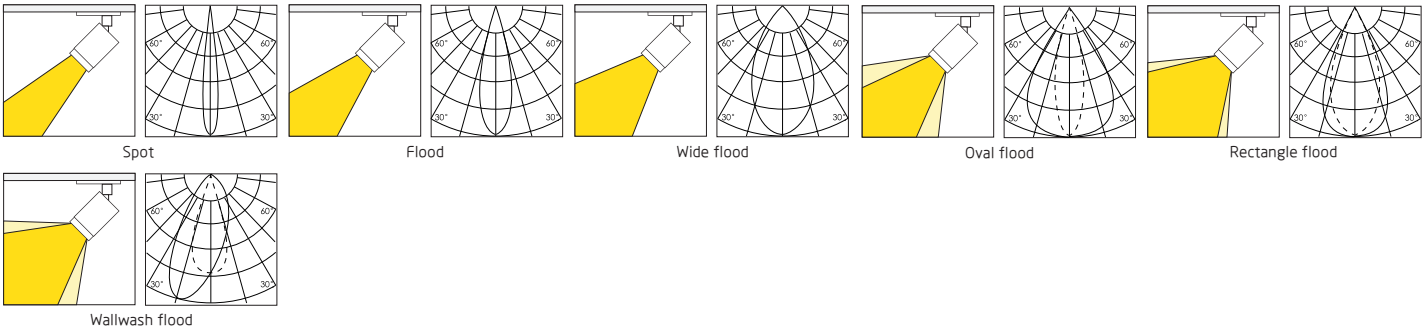


M19DR
Recessed mounting
360° / ± 60°
Cutout ϕ 20mm

Model	Input	Driver	Light Source	Power	Lumens(3000K)	Beam angle	CCT	Dimming	UGR	CRI	SDCM
M19DS1	AC 100-240V	External	SMD	3W	210lm	Spot	2700K	Non-dimming	<17	≥90	≤3
M19DS	AC 100-240V	External	SMD	3W	210lm	Flood	3000K	0-10V			
M19DR	AC 100-240V	External	SMD	3W	210lm	Wide flood	4000K	Remote Controller			
						Oval flood		Blue-tooth			
						Rectangle flood		DALI			
						Wallwash flood					

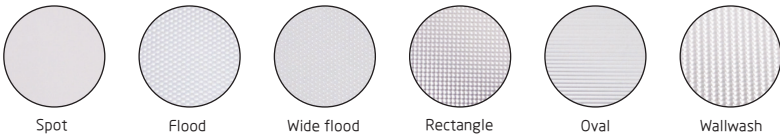
				M19DP Pole mounting 360° / ± 60° Cutout ϕ 12mm							
Model	Input	Driver	Light Source	Power	Lumens(3000K)	Beam angle	CCT	Dimming	UGR	CRI	SDCM
M19DP	AC 100-240V	External	SMD	3W	210lm	Spot	2700K	Non-dimming	<17	≥90	≤3
						Flood	3000K	0-10V			
						Wide flood	4000K	Remote Controller			
						Oval flood		Blue-tooth			
						Rectangle flood		DALI			
						Wallwash flood					

Beam Angle



Optional Accessories

Diffusor
Freely change beam
angles by replacing
diffusors



Honeycomb louver
Better anti-glare funtion
by hidden LED source



Honeycomb louver

Voolite Product Instruction - M28D replacing diffusors series

Product Specification






M28DT
Track mounting
360° / ± 60°

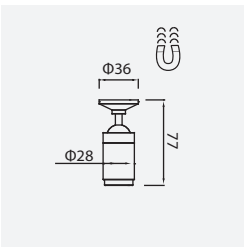





M28DMT
Magnetic track mounting
360° / ± 60°


Model	Input	Driver	Light Source	Power	Lumens(3000K)	Beam angle	CCT	Dimming	UGR	CRI	SDCM
M28DT	DC 12-24V	Internal	SMD	3W	180lm	Spot Flood	2700K 3000K	Non-dimming 0-10V	<17	≥ 90	≤ 3
M28DMT	DC 12-24V	Internal	SMD	3W	180lm	Wide flood Oval flood Rectangle flood Wallwash flood	4000K	Non-dimming 0-10V DALI			






M28DS
Surface mounting
360° / ± 60°

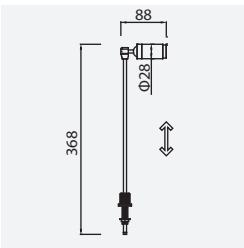




M28DR
Recessed mounting
360° / ± 60°
Cutout Φ 20mm

Model	Input	Driver	Light Source	Power	Lumens(3000K)	Beam angle	CCT	Dimming	UGR	CRI	SDCM
M28DS	AC 100-240V	External	SMD	3W	180lm	Spot Flood	2700K 3000K	Non-dimming 0-10V	<17	≥ 90	≤ 3
M28DR	AC 100-240V	External	SMD	3W	180lm	Wide flood Oval flood Rectangle flood Wallwash flood	4000K	Remote Controller Blue-tooth DALI			

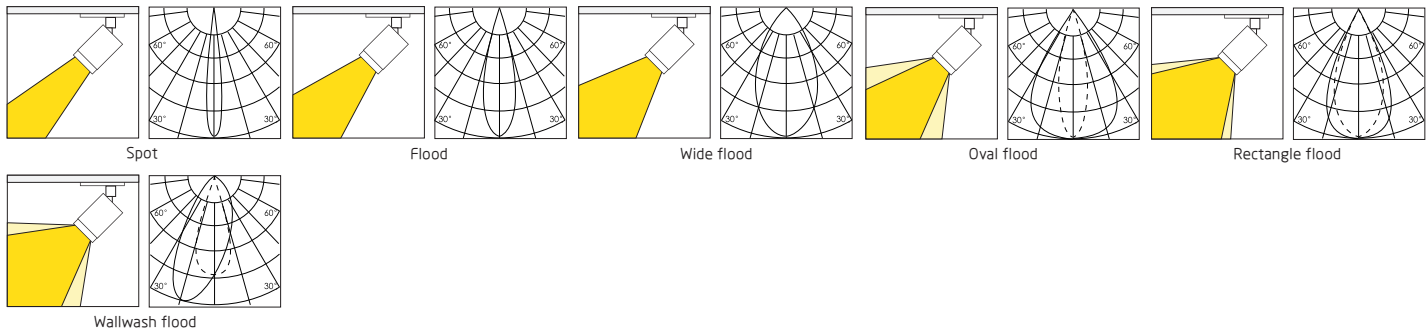




M28DP
Pole mounting
360° / ± 60°
Cutout Φ 12mm

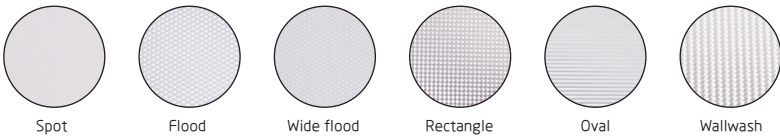
Model	Input	Driver	Light Source	Power	Lumens(3000K)	Beam angle	CCT	Dimming	UGR	CRI	SDCM
M28DP	AC 100-240V	External	SMD	3W	180lm	Spot Flood	2700K 3000K	Non-dimming 0-10V	<17	≥ 90	≤ 3
						Wide flood Oval flood Rectangle flood Wallwash flood	4000K	Remote Controller Blue-tooth DALI			

Beam Angle



Optional Accessories

Diffusor
Freely change beam angles by replacing diffusors


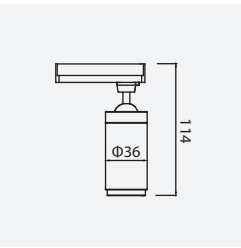

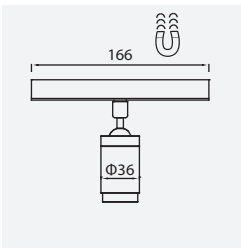



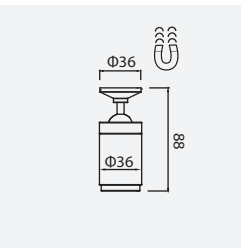

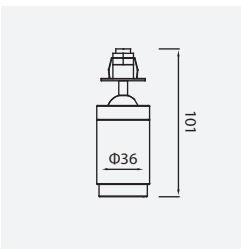
Honeycomb louver
Better anti-glare function by hidden LED source



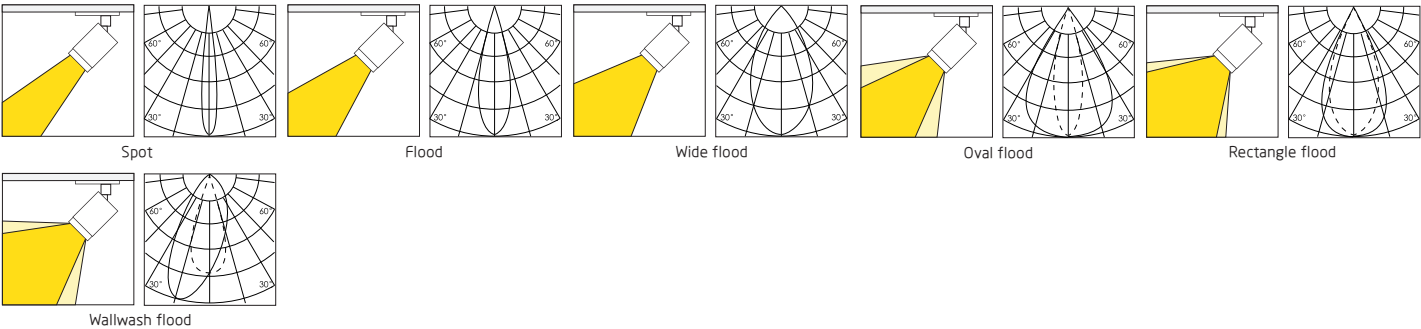
Voolite Product Instruction - M36D replacing diffusors series

Product Specification

				M36DT Track mounting 360° / ±60°						M36DMT Magnetic track mounting 360° / ±60°	
Model	Input	Driver	Light Source	Power	Lumens(3000K)	Beam angle	CCT	Dimming	UGR	CRI	SDCM
M36DT	DC 12-24V	Internal	SMD	3W	180lm	Spot	2700K	Non-dimming	<17	>90	<3
	AC 100-240V	Internal	SMD	3W	180lm	Flood	3000K	0-10V			
		External	SMD	5W	300lm	Wide flood	4000K				
M36DMT	DC 12-24V	Power box	SMD	5W	300lm	Oval flood		Non-dimming			
						Rectangle flood		0-10V			
						Wallwash flood		DALI			

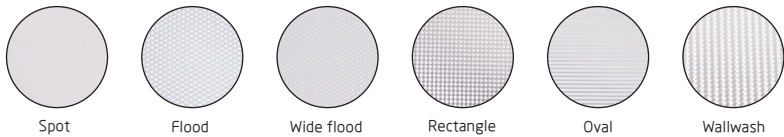
				M36DS Surface mounting 360° / ±60°						M36DR Recessed mounting 360° / ±60° Cutout Φ20mm	
Model	Input	Driver	Light Source	Power	Lumens(3000K)	Beam angle	CCT	Dimming	UGR	CRI	SDCM
M36DS	AC 100-240V	External	SMD	5W	300lm	Spot	2700K	Non-dimming	<17	>90	<3
M36DR	AC 100-240V	External	SMD	5W	300lm	Flood	3000K	0-10V			
						Wide flood	4000K	Remote Controller			
						Oval flood		Blue-tooth			
						Rectangle flood		DALI			
						Wallwash flood					

Beam Angle



Optional Accessories

Diffusor
Freely change beam
angles by replacing
diffusors





Honeycomb louver
Better anti-glare function
by hidden LED source



Voolite Product Instruction - M45D replacing diffusors series


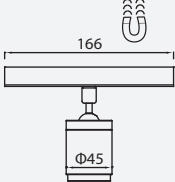
Product Specification

M45DT

Track mounting

360° / ±60°

M45DMT

Magnetic track mounting

360° / ±60°

Model	Input	Driver	Light Source	Power	Lumens(3000K)	Beam angle	CCT	Dimming	UGR	CRI	SDCM
M45DT	DC 12-24V	Internal	SMD	5W	300lm	5° (low power)	2700K	Non-dimming 0-10V	<17	>90	<3
				7.5W	450lm	Spot	3000K				
	AC 100-240V	Internal	SMD	3W	180lm	Flood	4000K				
				5W	300lm	Wide flood					
		External	SMD	5W	300lm	Oval flood					
				7.5W	450lm	Rectangle flood					
M45DMT	DC 12-24V	Power box	SMD	5W	300lm	Wallwash flood		Dimming Non-dimming DALI			
				7.5W	450lm						




M45DS

Magnetic surface mounting

360° / ±60°




M45DR

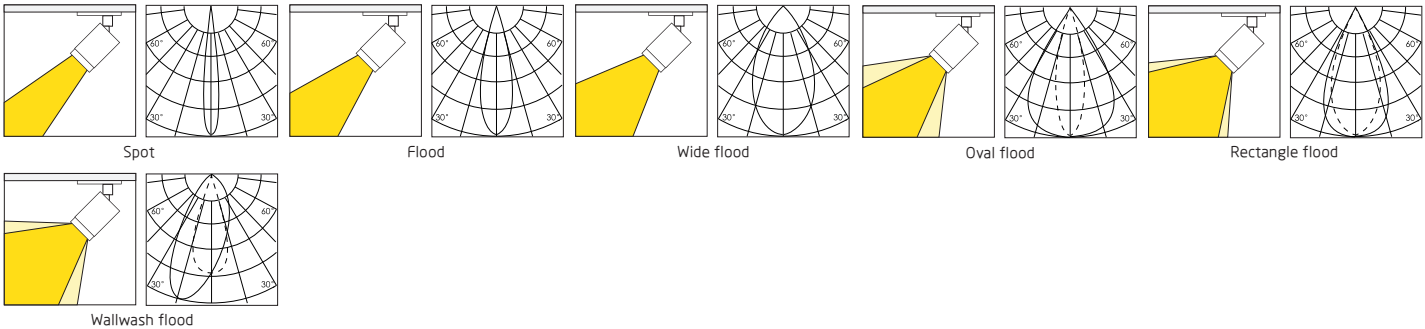
Recessed mounting

360° / ± 60°

Cutout φ 20mm

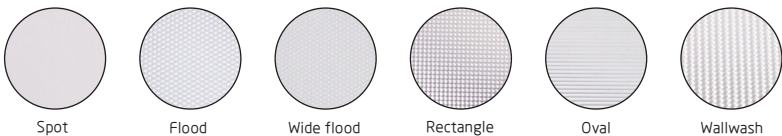
Model	Input	Driver	Light Source	Power	Lumens(3000K)	Beam angle	CCT	Dimming	UGR	CRI	SDCM
M45DS	AC 100-240V	External	SMD	5W	300lm	5° (low power)	2700K	Non-dimming	<17	≥ 90	≤ 3
				7.5W	450lm	Spot	3000K	0-10V			
M45DR	AC 100-240V	External	SMD	5W	300lm	Flood	4000K	Remote Controller			
				7.5W	450lm	Wide flood		Blue-tooth			
						Oval flood		DALI			
						Rectangle flood					
						Wallwash flood					

Beam Angle



Optional Accessories

Diffusor
Freely change beam
angles by replacing
diffusors




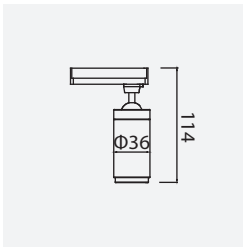

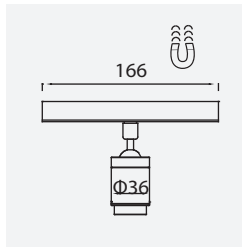
Honeycomb louver
Better anti-glare funtion
by hidden LED source



Honeycomb louver

Voolite Product Instruction - M36F electrodeless zoom series

Product Specification

				<p>M36FT Track mounting 360° / ±60°</p>						<p>M36FMT Magnetic track mounting 360° / ±60°</p>	
Model	Input	Driver	Light Source	Power	Lumens(3000K)	Beam angle	CCT	Dimming	UGR	CRI	SDCM
M36FT	DC 12-24V	Internal	SMD	3W	180lm	10°-50°	2700K	Non-dimming	<17	≥90	≤3
	AC 100-240V	Internal	SMD	3W	180lm		3000K	0-10V			
		External	SMD	5W	300lm		4000K				
M36FMT	DC 12-24V	Power box	SMD	5W	300lm			Non-dimming 0-10V DALI			



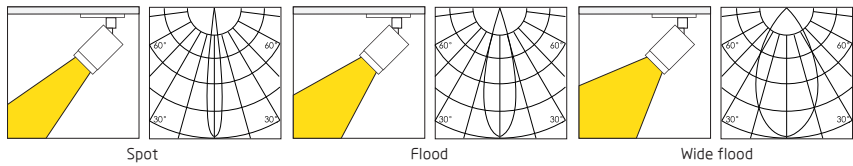

M36FS
Surface mounting
360° / ± 60°




M36FR
Recessed mounting
360° / ± 60°
Cutout φ 20mm

Model	Input	Driver	Light Source	Power	Lumens(3000K)	Beam angle	CCT	Dimming	UGR	CRI	SDCM	
M36FS	AC 100-240V	External	SMD	5W	300lm	10°-50°	2700K	Non-dimming	<17	≥90	≤3	
M36FR	AC 100-240V	External	SMD	5W	300lm		3000K	0-10V				
							4000K	Remote Controller Blue-tooth DALI				

Beam Angle







Track Spotlight Venus series

V50 | V60 | V80 | V90

New Series for Museum or Business



3000K/4000K SMD Available



3000K/4000K COB Available



Rotation / tilt: 0-350° / 0-90°
Free Beam Angles by Rotating the Light Body



Different Beam Angles by Replacing Diffusers



Electroless Zoom Available



No Flicker



High CRI Available



High Lumens



≤ 2 steps



RGB LED Available



Double-CCT LED Available



Magnetic Installation



IP 20



50,000 hours



Support DALI protocol



Accessories can be used for
magnetic installation



Excellent Heat Dissipation



Honeycomb Available



Dimmer Available




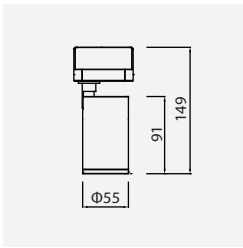
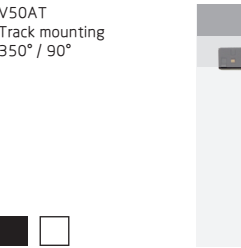
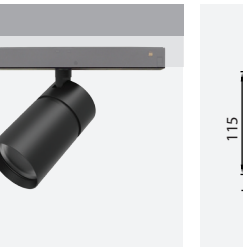
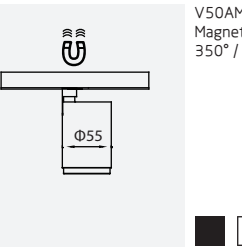

CE Certified


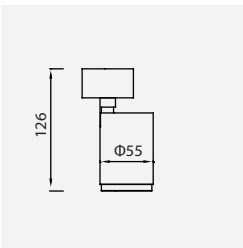
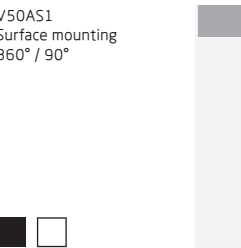

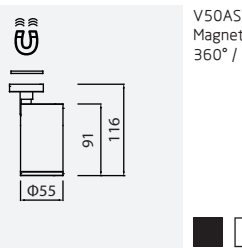


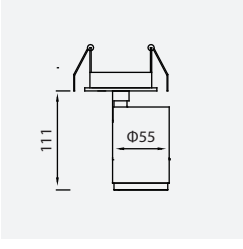
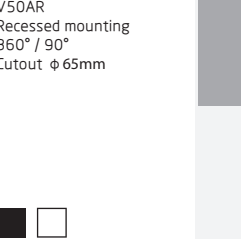

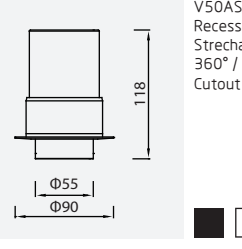



RoHS Certified

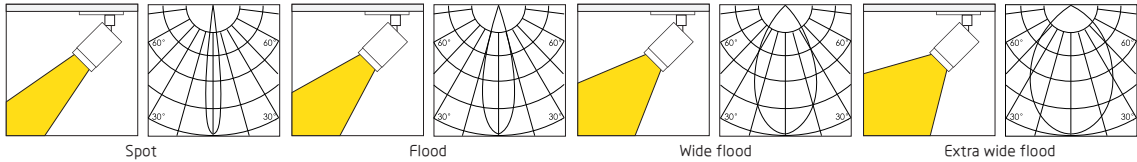
Voolite Product Instruction - V50A fixed beam angle series

Product Specification

											
Model	Input	Driver	Light Source	Power	Lumens(3000K)	Beam angle	CCT	Dimming	UGR	CRI	SDCM
V50AT	DC 12-24V	Internal	COB	10W	700lm	15°	2700K	Non-dimming	<17	≥90	≤3
	AC 100-240V	Internal	COB	10W	700lm	24°	3000K				
V50AMT	DC 12-24V	Power box	COB	10W	700lm	38° 60°	4000K	Non-dimming DALI			

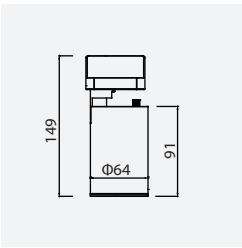

											
											
Model	Input	Driver	Light Source	Power	Lumens(3000K)	Beam angle	CCT	Dimming	UGR	CRI	SDCM
V50AS1	AC 100-240V	Internal	COB	10W	700lm	15°	2700K	Non-dimming	<17	≥90	≤3
V50AS	AC 100-240V	Internal	COB	10W	700lm	24°	3000K				
V50AR	AC 100-240V	Internal	COB	10W	700lm	38°	4000K	Non-dimming			
		External	COB	10W	700lm	60°					
V50ASR	AC 100-240V	Internal	COB	10W	700lm			0-10V			
		External	COB	10W	700lm			DALI			

Beam Angle




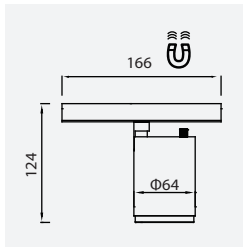

Voolite Product Instruction - V60A fixed beam angle series

Product Specification




V60AT
Track mounting
350° / 90°

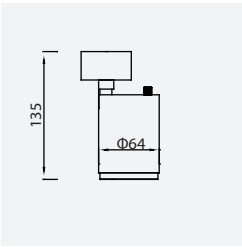






V60AMT
Magnetic track mounting
350° / 90°

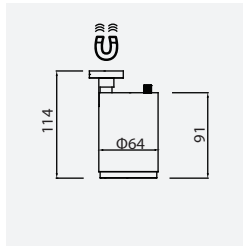



Model	Input	Driver	Light Source	Power	Lumens(3000K)	Beam angle	CCT	Dimming	UGR	CRI	SDCM
V60AT	DC 12-24V	Internal	COB	15W	1050lm	15°	2700K	Non-dimming	<17	≥90	≤3
	AC 100-240V	Internal	COB	15W	1050lm	24°	3000K	Dimmer			
						38°	4000K				
V60AMT	DC 12-24V	Power box	COB	15W	1050lm	60°		Non-dimming Dimmer DALI			




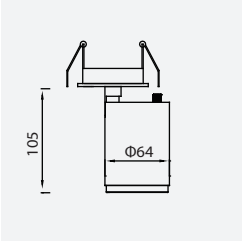

V60AS1
Surface mounting
360° / 90°






V60AS
Magnetic surface mounting
360° / 90°



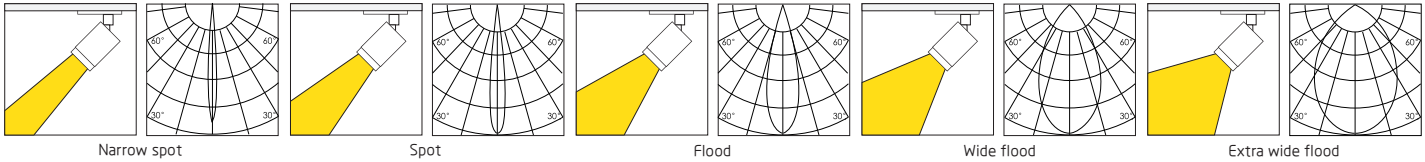


V60AR
Recessed mounting
360° / 90°
Cutout Ø65mm




Model	Input	Driver	Light Source	Power	Lumens(3000K)	Beam angle	CCT	Dimming	UGR	CRI	SDCM
V60AS1	AC 100-240V	Internal	COB	15W	1050lm	15°	2700K	Non-dimming	<17	≥90	≤3
V60AS	AC 100-240V	Internal	COB	15W	1050lm	24°	3000K	Dimmer			
V60AR	AC 100-240V	Internal	COB	15W	1050lm	38°	4000K				
		External	COB	15W	1050lm	60°		Non-dimming Dimmer 0-10V DALI			

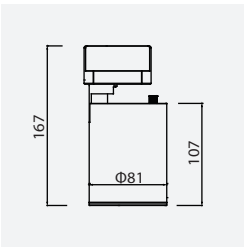
Beam Angle



Voolite Product Instruction - V80A fixed beam angle series


Product Specification

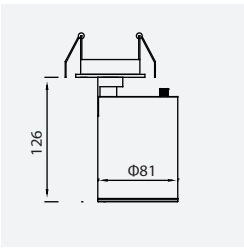




V80AT
Track mounting
350° / 90°

Model	Input	Driver	Light Source	Power	Lumens(3000K)	Beam angle	CCT	Dimming	UGR	CRI	SDCM
V80AT	DC 12-24V	Internal	COB	20W/25W	1400lm/1750lm	15°	2700K	Non-dimming	<17	≥ 90	≤ 3
	AC 100-240V	Internal	COB	20W/25W	1400lm/1750lm	24°	3000K	Dimmer			
						38°	4000K				
						60°					

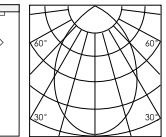
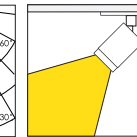
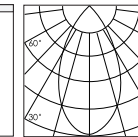
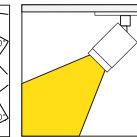
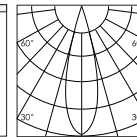
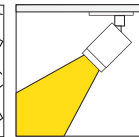
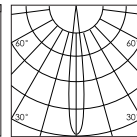
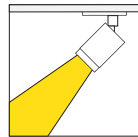
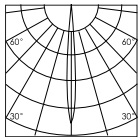
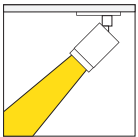




V80AR
Recessed mounting
360° / 90°
Cutout Φ65mm

Model	Input	Driver	Light Source	Power	Lumens(3000K)	Beam angle	CCT	Dimming	UGR	CRI	SDCM
V80AR	AC 100-240V	Internal	COB	20W/25W	1400lm/1750lm	15°	2700K	Non-dimming	<17	≥90	≤3
						24°	3000K	Dimmer			
		External	COB	20W/25W	1400lm/1750lm	38°	4000K	Non-dimming			
						60°		Dimmer			
								0-10V DALI			

Beam Angle



Narrow spot

Spot

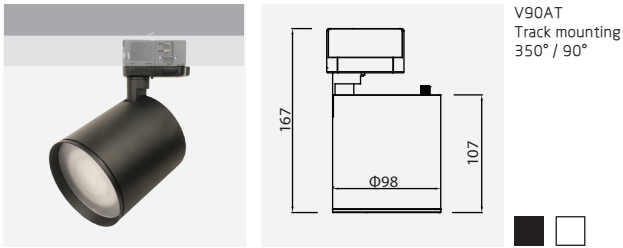
Flood

Wide flood

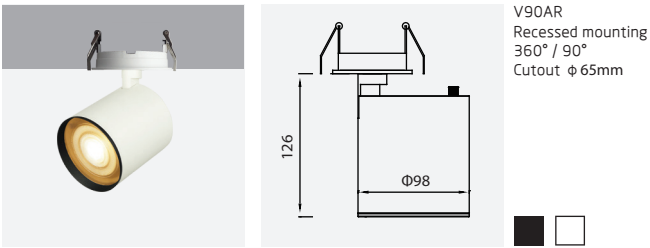
Extra wide flood

Voolite Product Instruction - V90A fixed beam angle series

Product Specification

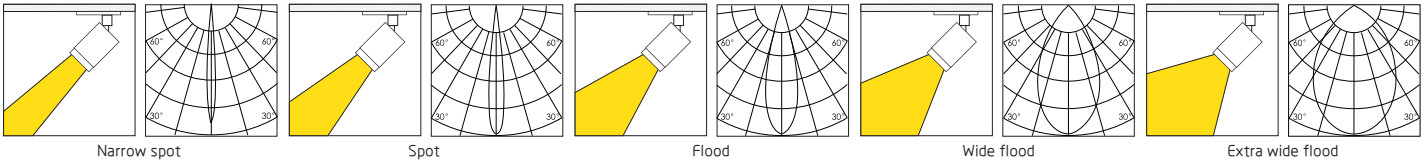


Model	Input	Driver	Light Source	Power	Lumens(3000K)	Beam angle	CCT	Dimming	UGR	CRI	SDCM
V90AT	DC 12-24V	Internal	COB	30W/35W	2100lm/2450lm	15°	2700K	Non-dimming	<17	≥90	≤3
	AC 100-240V	Internal	COB	30W/35W	2100lm/2450lm	24°	3000K	Dimmer			
						38°	4000K				
						60°					


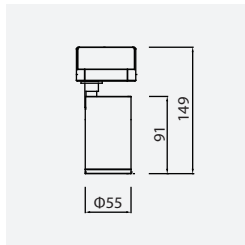


Model	Input	Driver	Light Source	Power	Lumens(3000K)	Beam angle	CCT	Dimming	UGR	CRI	SDCM
V90AR	AC 100-240V	Internal	COB	30W/35W	2100lm/2450lm	15°	2700K	Non-dimming	<17	≥90	≤3
						24°	3000K	Dimmer			
		External	COB	30W/35W	2100lm/2450lm	38°	4000K	Non-dimming			
						60°		Dimmer			
								0-10V DALI			


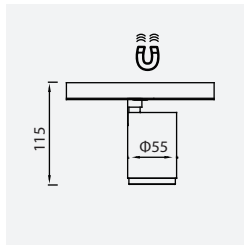
Beam Angle



Voolite Product Instruction - V50D replacing diffusors series

V50AT
Track mounting
350° / 90°

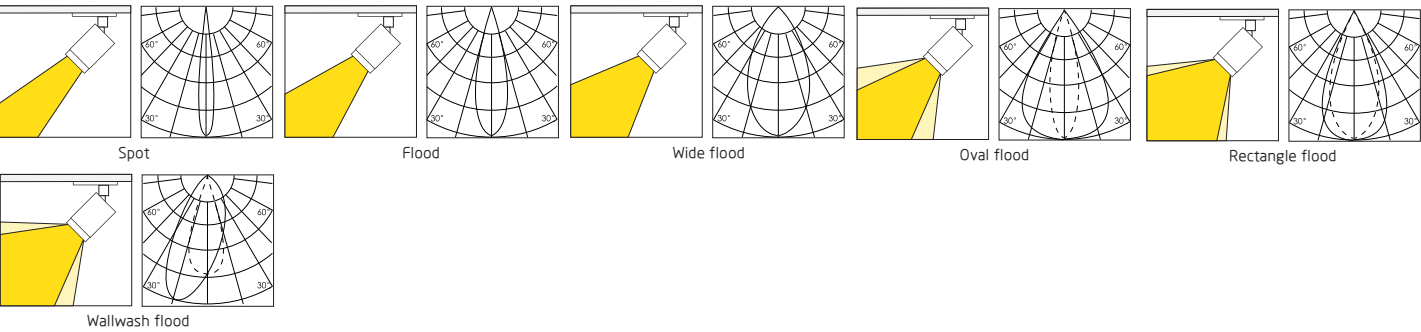
V50AMT
Magnetic track mounting
350° / 90°

Model	Input	Driver	Light Source	Power	Lumens(3000K)	Beam angle	CCT	Dimming	UGR	CRI	SDCM				
V50DT	DC 12-24V	Internal	SMD	5W	300lm	5° (low power)	2700K	Non-dimming	<17	≥90	≤3				
				7.5W	450lm	Spot	3000K								
			COB	10W	600lm	Flood	4000K								
	AC 100-240V	Internal	SMD	3W	180lm	Wide flood									
				7.5W	450lm	Oval flood									
			COB	10W	600lm	Rectangle flood									
V50DMT	DC 12-24V	Power box	SMD	5W	300lm	Wallwash flood		Non-dimming							
			COB	7.5W	450lm			0-10V							
								DALI							

		V50DS1 Surface mounting 360° / 90°			V50DS Magnetic surface mounting 360° / 90°
		V50DR Surface mounting 360° / 90° Cutout φ 65mm			V50DSR Recessed mounting Stretchable 360° / 90° Cutout φ 65mm

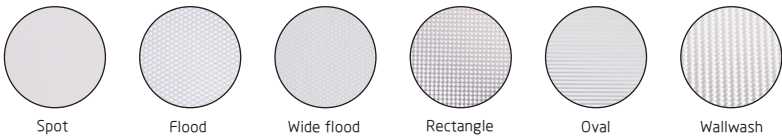
Model	Input	Driver	Light Source	Power	Lumens(3000K)	Beam angle	CCT	Dimming	UGR	CRI	SDCM			
V50DS1	AC 100-240V	Internal	SMD	3W	180lm	5° (low power)	2700K	Non-dimming	<17	≥90	≤3			
				7.5W	450lm	Spot	3000K							
			COB	10W	600lm	Flood	4000K							
V50DS	AC 100-240V	Internal	SMD	3W	180lm	Wide flood								
				7.5W	450lm	Oval flood								
			COB	10W	600lm	Rectangle flood								
V50DR	AC 100-240V	Internal	SMD	3W	180lm	Wallwash flood								
				7.5W	450lm									
			COB	10W	600lm									
		External	SMD	3W	180lm	Non-dimming		0-10V	DALI					
				7.5W	450lm									
			COB	10W	600lm									
V50DSR	AC 100-240V	Internal	SMD	3W	180lm	Non-dimming								
				7.5W	450lm									
		COB	10W	600lm										
		External	SMD	3W	180lm	Non-dimming							0-10V	DALI
				7.5W	450lm									
COB	10W	600lm												

Beam Angle



Optional Accessories

Diffusor
Freely change beam angles by replacing diffusors




Honeycomb louver
Better anti-glare function by hidden LED source



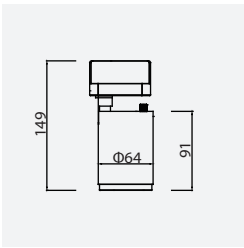
Honeycomb louver




Voolite Product Instruction - V60D replacing diffusors series

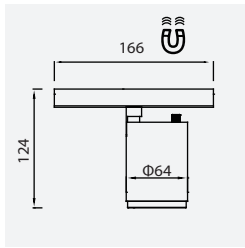


V60DT
Track mounting
350° / 90°






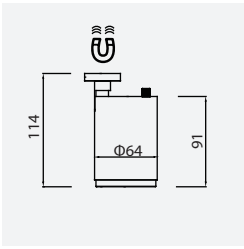
V60DMT
Magnetic track mounting
350° / 90°




Model	Input	Driver	Light Source	Power	Lumens(3000K)	Beam angle	CCT	Dimming	UGR	CRI	SDCM
V60DT	DC 12-24V	Internal	SMD	5W	300lm	Spot	2700K	Non-dimming Dimmer	<17	≥90	≤3
				7.5W / 15W	450lm / 900lm	Flood	3000K				
			COB	15W	900lm	Wide flood	4000K				
	AC 100-240V	Internal	SMD	5W	300lm	Oval flood					
				7.5W / 15W	450lm / 900lm	Rectangle flood					
			COB	15W	900lm	Wallwash flood					
V60DMT	DC 12-24V	Power box	SMD	5W	300lm			Non-dimming			
				7.5W / 15W	450lm / 900lm			Dimmer			
			COB	15W	900lm			0-10V			
								DALI			

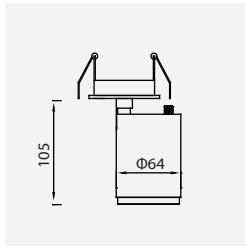


V60DS
Magnetic surface mounting
360° / 90°



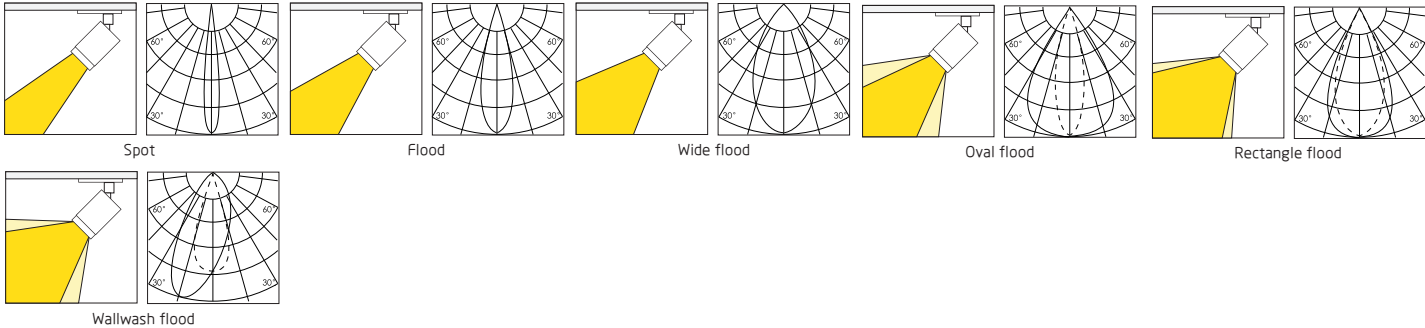


V60DR
Recessed mounting
360° / 90°
Cutout Φ65mm




Model	Input	Driver	Light Source	Power	Lumens(3000K)	Beam angle	CCT	Dimming	UGR	CRI	SDCM
V60DS	AC 100-240V	Internal	SMD	5W	300lm	Spot	2700K	Non-dimming Dimmer	<17	≥90	≤3
				7.5W / 15W	450lm / 900lm	Flood	3000K				
			COB	15W	900lm	Wide flood	4000K				
V60DR	AC 100-240V	Internal	SMD	5W	300lm	Oval flood		Non-dimming Dimmer 0-10V DALI			
				7.5W / 15W	450lm / 900lm	Rectangle flood					
			COB	15W	900lm	Wallwash flood					
		External	SMD	5W	300lm						
				7.5W / 15W	450lm / 900lm						
			COB	15W	900lm						

Beam Angle




Optional Accessories

Diffusor
Freely change beam
angles by replacing
diffusors



Spot



Flood




Wide flood



Rectangle




Oval



Wallwash

Honeycomb louver
Better anti-glare funtion
by hidden LED source

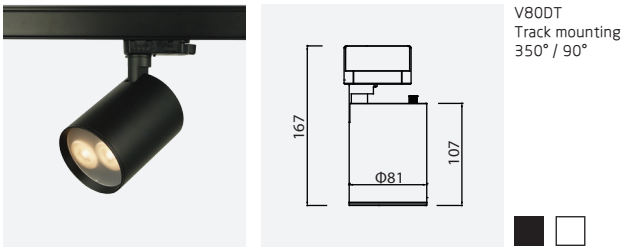


Honeycomb louver

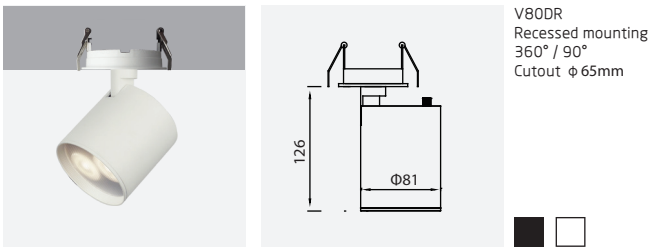


Voolite Product Instruction - V80D replacing diffusors series

Product Specification

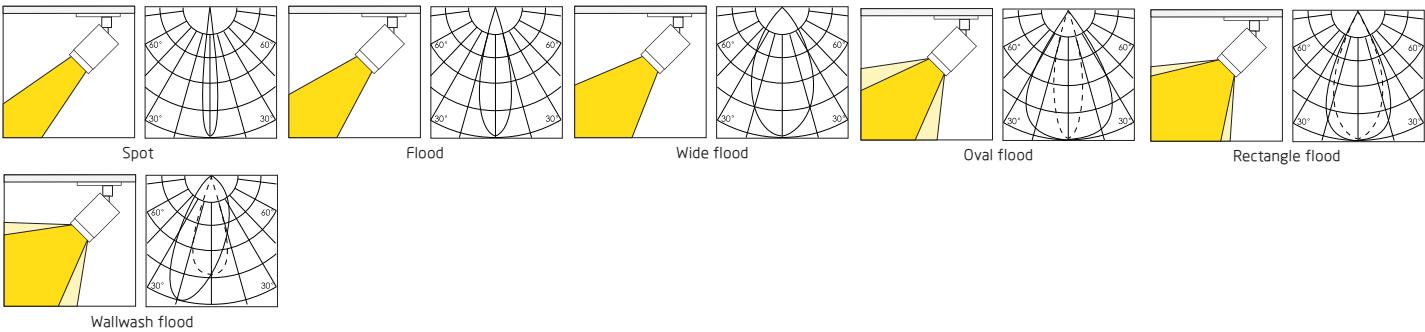


Model	Input	Driver	Light Source	Power	Lumens(3000K)	Beam angle	CCT	Dimming	UGR	CRI	SDCM
V80DT	DC 12-24V	Internal	SMD	6W / 9W	360lm / 540lm	5° (low power)	2700K	Non-dimming	<17	≥ 90	≤ 3
				15W / 25W	900lm / 1500lm	Spot	3000K	Dimmer			
			COB	20W / 25W	1200lm / 1500lm	Flood	4000K				
	AC 100-240V	Internal	SMD	6W / 9W	360lm / 540lm	Wide flood					
				15W / 25W	900lm / 1500lm	Oval flood					
			COB	20W / 25W	1200lm / 1500lm	Rectangle flood					
						Wallwash flood					



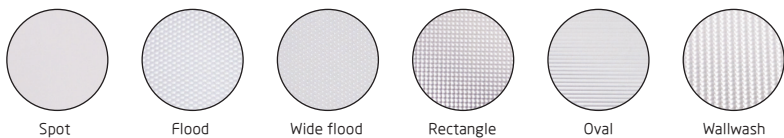
Model	Input	Driver	Light Source	Power	Lumens(3000K)	Beam angle	CCT	Dimming	UGR	CRI	SDCM					
V80DR	AC 100-240V	Internal	SMD	6W / 9W	360lm / 540lm	5° (low power)	2700K	Non-dimming	<17	≥90	≤3					
				15W / 25W	900lm / 1500lm	Spot	3000K	Dimmer								
			COB	20W / 25W	1200lm / 1500lm	Flood	4000K									
		External	SMD	6W / 9W	360lm / 540lm	Wide flood		Non-dimming								
				15W / 25W	900lm / 1500lm	Oval flood		Dimmer								
			COB	20W / 25W	1200lm / 1500lm	Rectangle flood		0-10V								
												Wallwash flood		DALI		

Beam Angle







Optional Accessories

Diffusor
Freely change beam
angles by replacing
diffusors




Honeycomb louver
Better anti-glare funtion
by hidden LED source

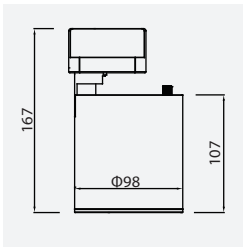






Voolite Product Instruction - V90D replacing diffusors series

Product Specification




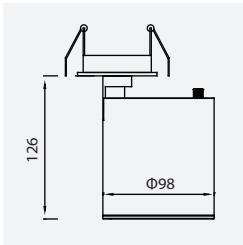


V90DT
Track mounting
350° / 90°





Model	Input	Driver	Light Source	Power	Lumens(3000K)	Beam angle	CCT	Dimming	UGR	CRI	SDCM
V90DT	DC 12-24V	Internal	SMD	10W / 18W	600lm / 1080lm	5° (low power)	2700K	Non-dimming	<17	≥90	≤3
				30W / 45W	1800lm / 2700lm	Spot	3000K	Dimmer			
			COB	30W / 40W	1800lm / 2400lm	Flood	4000K				
	AC 100-240V	Internal	SMD	10W / 18W	600lm / 1080lm	Wide flood					
				30W / 45W	1800lm / 2700lm	Oval flood					
			COB	30W / 40W	1800lm / 2400lm	Rectangle flood					
						Wallwash flood					



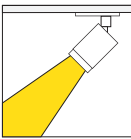


V90DR
Recessed mounting
360° / 90°
Cutout Φ65mm

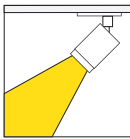


Model	Input	Driver	Light Source	Power	Lumens(3000K)	Beam angle	CCT	Dimming	UGR	CRI	SDCM
V90DR	AC 100-240V	Internal	SMD	10W / 18W	600lm / 1080lm	5° (low power)	2700K	Non-dimming	<17	≥90	≤3
				30W / 45W	1800lm / 2700lm	Spot	3000K	Dimmer			
			COB	30W / 40W	1800lm / 2400lm	Flood	4000K				
		External	SMD	10W / 18W	600lm / 1080lm	Wide flood		Non-dimming			
				30W / 45W	1800lm / 2700lm	Oval flood		Dimmer			
			COB	30W / 40W	1800lm / 2400lm	Rectangle flood		0-10V			
						Wallwash flood		DALI			

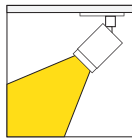
Beam Angle



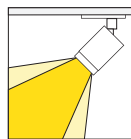
Spot



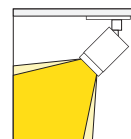
Flood



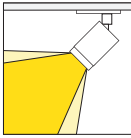
Wide flood



Oval flood




Rectangle flood



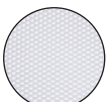
Wallwash flood

Optional Accessories


Diffusor
Freely change beam angles by replacing diffusors




Spot




Flood



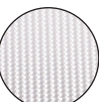
Wide flood



Rectangle



Oval



Wallwash


Honeycomb louver
Better anti-glare funtion by hidden LED source

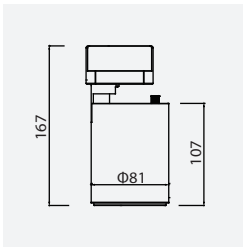


Honeycomb louver

Voolite Product Instruction - V80F electrodeless zoom series


Product Specification

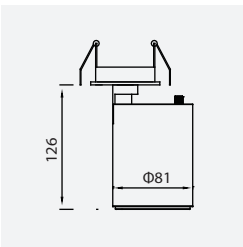




V80FT
Track mounting
350° / 90°

Model	Input	Driver	Light Source	Power	Lumens(3000K)	Beam angle	CCT	Dimming	UGR	CRI	SDCM
V80FT	DC 12-24V	Internal	COB	20W / 25W	1200lm / 1500lm	10°-50°	2700K	Non-dimming	<17	≥90	≤3
	AC 100-240V	Internal	COB	20W / 25W	1200lm / 1500lm		3000K	Dimmer			
							4000K				

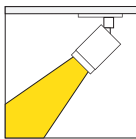


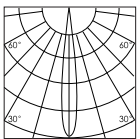


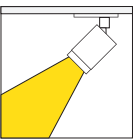
V80DR
Recessed mounting
360° / 90°
Cutout Φ65mm

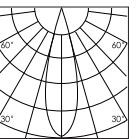
Model	Input	Driver	Light Source	Power	Lumens(3000K)	Beam angle	CCT	Dimming	UGR	CRI	SDCM	
V80DR	AC 100-240V	Internal	COB	20W / 25W	1200lm / 1500lm	10°-50°	2700K	Non-dimming	<17	≥ 90	≤ 3	
							3000K	Dimmer				
		External	COB	20W / 25W	1200lm / 1500lm		4000K	Non-dimming				
								Dimmer 0-10V DALI				

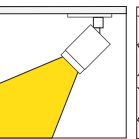
Beam Angle

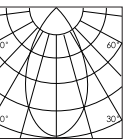












Spot

Flood

Wide flood
























Track Spotlight

Uranus series

U

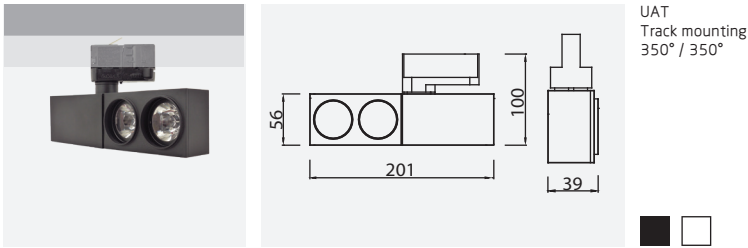
Unique Design for Exquisite Light



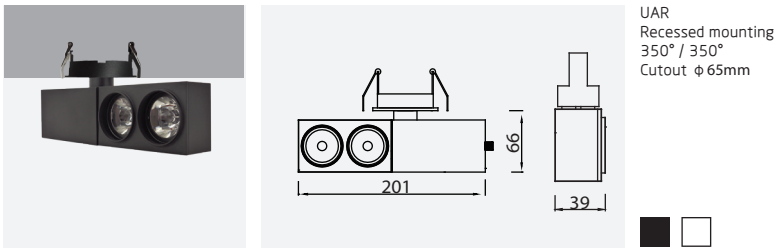
- | | | | | | | | | |
|--|---|---------------------------|---|--------------------------|---|--|---|----------------------------|
|  |  | 3000K/4000K SMD Available |  | High CRI Available |  | Dimmer Available |  | Excellent Heat Dissipation |
|  |  | 3000K/4000K COB Available |  | High Lumens |  | IP 20 |  | Honeycomb Available |
|  | Rotation / tilt: 0-350° / 0-350°
Free Beam Angles by Rotating the Light Body | |  | ≤ 2 steps |  | 50,000 hours |  | CE Certified |
|  | Different Beam Angles by Replacing Diffusers | |  | RGB LED Available |  | Support DALI protocol |  | RoHS Certified |
|  | No Flicker | |  | Double-CCT LED Available |  | Accessories can be used for
magnetic installation | | |

Voolite Product Instruction - UA fixed beam angle series

Product Specification

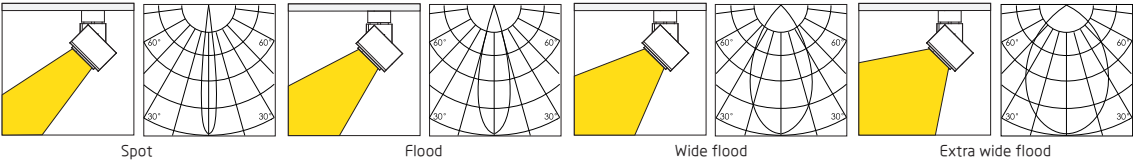


Model	Input	Driver	Light Source	Power	Lumens(3000K)	Beam angle	CCT	Dimming	UGR	CRI	SDCM
UAT	AC 100-240V	Power box	SMD	9W	630lm	5° (low power)	2700K	Non-dimming	<17	≥90	≤3
				15W	1050lm	15°	3000K	Dimmer			
			COB	20W	1400lm	24°	4000K	0-10V			
						38°		DALI			
						60°					



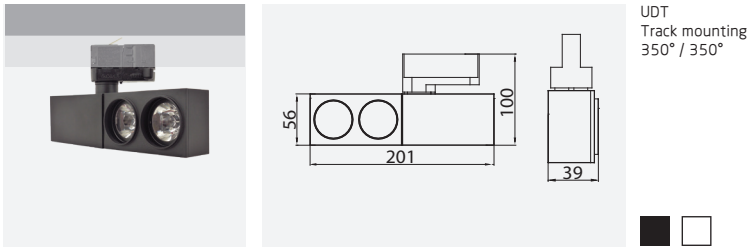
Model	Input	Driver	Light Source	Power	Lumens(3000K)	Beam angle	CCT	Dimming	UGR	CRI	SDCM
UAR	AC 100-240V	Power box	SMD	9W	630lm	5° (low power)	2700K	Non-dimming	<17	≥90	≤3
				15W	1050lm	15°	3000K	Dimmer			
			COB	20W	1400lm	24°	4000K	0-10V			
						38°		DALI			
						60°					

Beam Angle

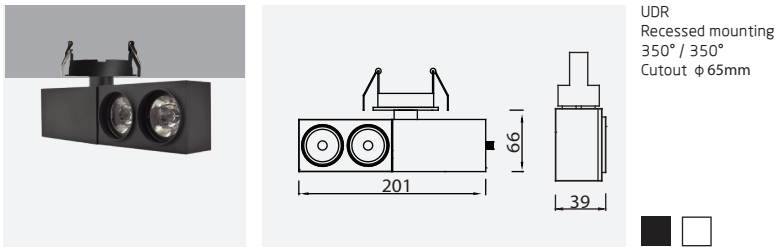


Voolite Product Instruction - UD replacing diffusors series

Product Specification

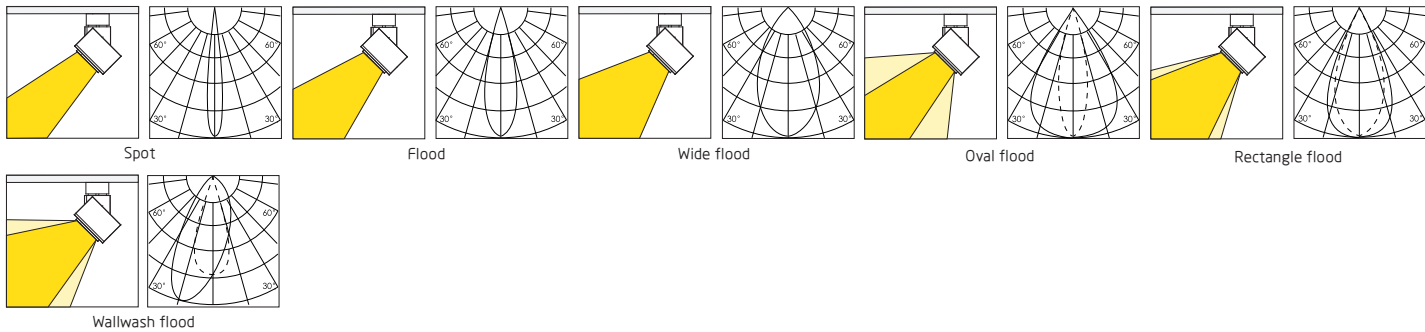


Model	Input	Driver	Light Source	Power	Lumens(3000K)	Beam angle	CCT	Dimming	UGR	CRI	SDCM
UDT	AC 100-240V	Power box	COB	20W	1400lm	5° (low power)	2700K	Non-dimming	<17	≥90	≤3
						Spot	3000K	Dimmer			
						Flood	4000K	0-10V			
						Wide flood		DALI			
						Oval flood					
						Rectangle flood					
						Wallwash flood					



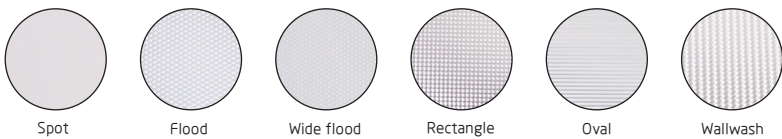
Model	Input	Driver	Light Source	Power	Lumens(3000K)	Beam angle	CCT	Dimming	UGR	CRI	SDCM
UDR	AC 100-240V	Power box	SMD	9W	630lm	5° (low power)	2700K	Non-dimming	<17	≥90	≤3
				15W	1050lm	Spot	3000K	Dimmer			
			COB	20W	1400lm	Flood	4000K	0-10V			
						Wide flood		DALI			
						Oval flood					
						Rectangle flood					
						Wallwash flood					

Beam Angle



Optional Accessories

Diffusor
Freely change beam angles by replacing diffusors



Honeycomb louver
Better anti-glare funtion by hidden LED source





Track light fitting for GU10 lamp V50GU / P1

V50GU | P1

The track light series for GU10



PAR16 Lamp Available



MR16 Lamp Available



Rotation / tilt: 0-350° / 0-90°
Free Beam Angles by Rotating the Light Body



Excellent Heat Dissipation



Honeycomb Available



Magnetic Installation



Different Beam Angles
by Replacing Diffusors




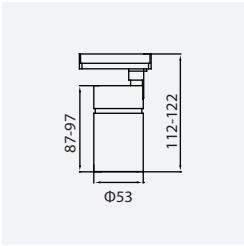



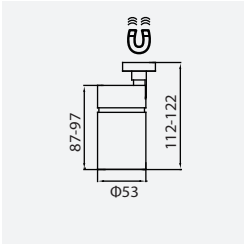



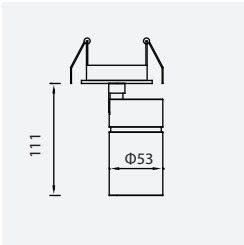



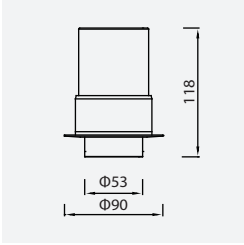


CE Certified



RoHS Certified

Voolite Product Instruction - V50GU

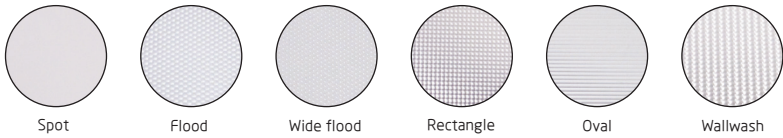
Product Specification

		+	 (not included)	V50GUT Track mounting 350° / 90° 
		+	 (not included)	V50GUS Magnetic surface mounting 360° / 90° 
		+	 (not included)	V50GUR Recessed mounting 360° / 90° Cutout Ø 65mm 
		+	 (not included)	V50GUSR Recessed mounting Stretchable 360° / 90° Cutout Ø 65mm 

Adaptive Current:	Max.6A
Adaptive Voltage:	Max.250V
Adaptive Light Source:	PAR16 / MR16
Adaptive Lamp Base:	GU10 / GU5.3
Adaptive lamp Size:	Diam: Max. 50mm, Height: 46~56mm
IP Rate:	IP20
Rotation/Tilt:	350°/90°
Warranty:	5 Years

Optional Accessories

Diffusor
Freely change beam angles by replacing diffusors



Honeycomb louver
Better anti-glare funtion by hidden LED source





Voolite Product Instruction - P1

		+		<p>P1MS Track mounting 350° / 90°</p> <div><div></div><div></div></div>
		+		<p>P1MS Magnetic surface mounting 360° / 90°</p> <div><div></div><div></div></div>
		+		<p>P1S Surface mounting 360° / 90°</p> <div><div></div><div></div></div>
		+		<p>V50GUR Recessed mounting 360° / 90° Cutout ϕ 65mm-</p> <div><div></div><div></div></div>
		+		<p>V50GUSR Recessed mounting Stretchable Cutout ϕ 65mm-</p> <div><div></div><div></div></div>

A daptive Current:	Max.6A
Adaptive Voltage:	Max.250V
Adaptive Light Source:	PAR16 / MR16
Adaptive Lamp Base:	GU10 / GU5.3
Adaptive lamp Size:	Diam: Max. 50mm, Height: 46~56mm
IP Rate:	IP20
Rotation/Tilt:	350°/90°
Warranty:	5 Years





Mini magnetic track system S1 series


S1S | S1X

Delicate and novel track light system



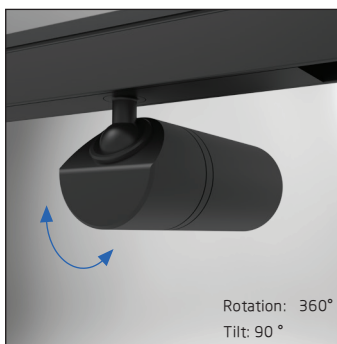
Electrodeless zoom

Adjust the beam angles by rotating the front cover of the light body to make perfect light effect easily.



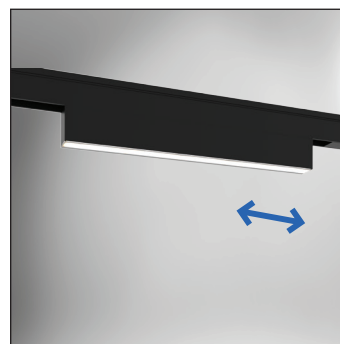
Different beam angles by changing diffusers

Various diffusers for spot, flood, wide flood, oval, rectangle and wallwash light are designed with micro pattern structure to reduce spill light and control dazzle light.



Free Light Emission

S1 track light has new spherical fixed location to make more accurate dimming.



Magnetic installation and customized length

S1 series is developed for magnetic track and S1XAT offers customized length for different need.



3000K/4000K SMD Available



Rotation / tilt: 0-360° / 0 ± 60°
Free Beam Angles by Rotating the Light Body



Different Beam Angles by Replacing Diffusers



Electrodeless Zoom Available



High CRI High CRI Available



High LUMENS High Lumens



SDCM ≤ 2 steps



No Flicker



Magnetic Installation



IP IP 20



50,000 hours



Support DALI protocol



Excellent Heat Dissipation



Honeycomb Available



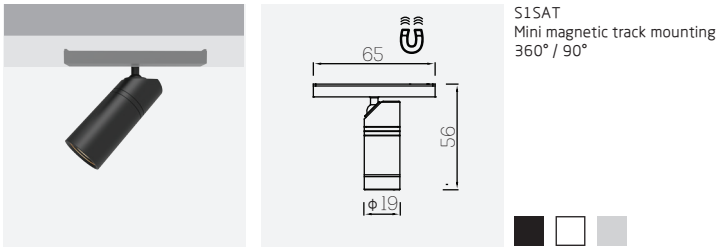
CE Certified



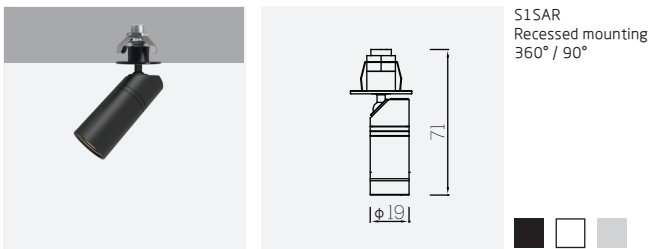
RoHS Certified

Voolite Product Instruction - S1SA fixed beam angle series

Product Specification

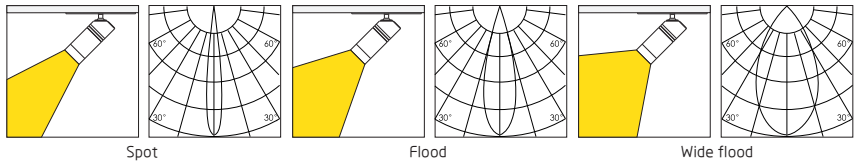


Model	Input	Driver	Light Source	Power	Lumens(3000K)	Beam angle	CCT	Dimming	UGR	CRI	SDCM
S1SAT	DC 12V	Power box	SMD	2W	170lm	15°	2700K	Non-dimming	<17	≥90	≤3
						24°	3000K	0-10V			
						38°	4000K	DALI			



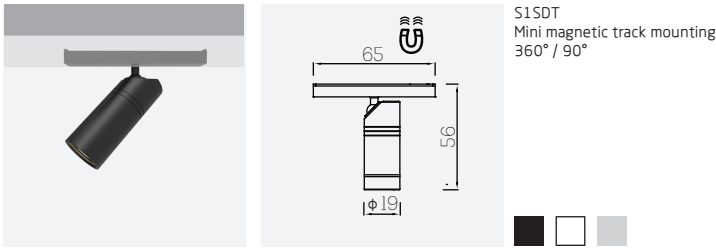
Model	Input	Driver	Light Source	Power	Lumens(3000K)	Beam angle	CCT	Dimming	UGR	CRI	SDCM
S1SAR	DC 12V	External	SMD	2W	170lm	15°	2700K	Non-dimming	<17	≥90	≤3
						24°	3000K	0-10V			
						38°	4000K	DALI			

Beam Angle

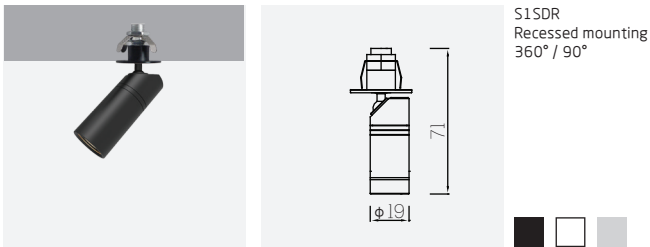


Voolite Product Instruction - S1SD replacing diffusors series

Product Specification

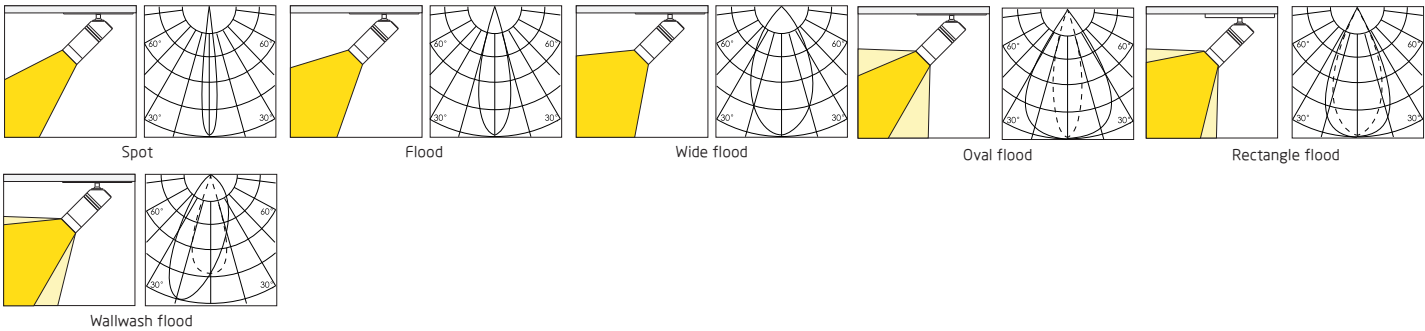


Model	Input	Driver	Light Source	Power	Lumens(3000K)	Beam angle	CCT	Dimming	UGR	CRI	SDCM
S1SDT	DC 12V	Power box	SMD	2W	130lm	Spot	2700K	Non-dimming	<17	≥90	≤3
						Flood	3000K	0-10V			
						Wide flood	4000K	DALI			
						Oval					
						Rectangle					
						Wallwash					



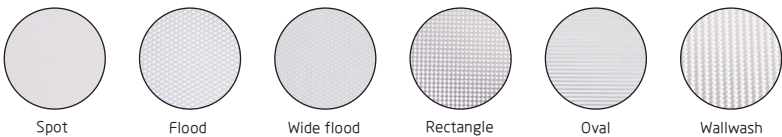
Model	Input	Driver	Light Source	Power	Lumens(3000K)	Beam angle	CCT	Dimming	UGR	CRI	SDCM
S1SDR	DC 12V	External	SMD	2W	130lm	Spot	2700K	Non-dimming	<17	≥90	≤3
						Flood	3000K	0-10V			
						Wide flood	4000K	DALI			
						Oval					
						Rectangle					
						Wallwash					

Beam Angle



Optional Accessories

Diffusor
Freely change beam angles by replacing diffusors




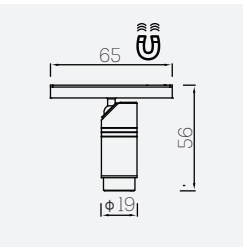
Honeycomb louver
Better anti-glare funtion by hidden LED source



Voolite Product Instruction - S1SF electrodeless zoom series


Product Specification

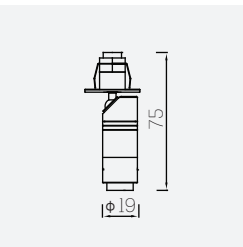




S1SFT
Mini magnetic track mounting
360° / 90°

Model	Input	Driver	Light Source	Power	Lumens(3000K)	Beam angle	CCT	Dimming	UGR	CRI	SDCM
S1SFT	DC 12V	Power box	SMD	2W	80lm	10°-30°	2700K 3000K 4000K	Non-dimming 0-10V DALI	<17	≥90	≤3

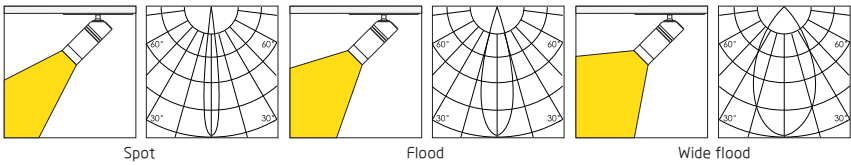




S1SFT
Mini magnetic track mounting
360° / 90°


Model	Input	Driver	Light Source	Power	Lumens(3000K)	Beam angle	CCT	Dimming	UGR	CRI	SDCM
S1SFT	DC 12V	Power box	SMD	2W	80lm	10°-30°	2700K 3000K 4000K	Non-dimming 0-10V DALI	<17	≥90	≤3

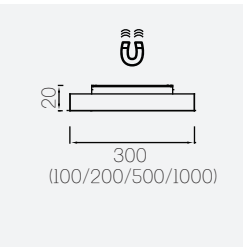
Beam Angle



Voolite Product Instruction - S1XA fixed beam angle series

Product Specification

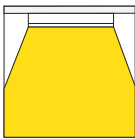


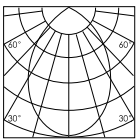


S1XAT
Mini magnetic track mounting

Model	Input	Driver	Light Source	Power	Lumens(3000K)	Beam angle	CCT	Dimming	UGR	CRI	SDCM
S1XAT	DC 12V	Power box	SMD	7W(300mm)	490lm	Extra wide flood	2700K	Non-dimming	<17	≥90	≤3
							3000K	0-10V			
							4000K	DALI			


Beam Angle





Extra wide flood












Recessed wallwash light Falls series




F3 | F6 | F12




New Annotation for Wallwash Flood



-  3000K/4000K SMD Available
-  Excellent Heat Dissipation
-  High CRI High CRI Available
-  High Lumens


-  No Flicker
-  RGB LED Available
-  Double-CCT LED Available

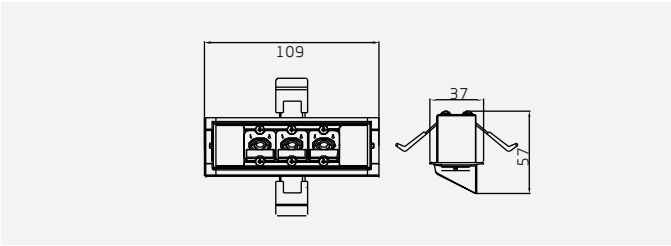
-  IP IP 20
-  50,000 hours
-  DALI Support DALI protocol

-  SDCM ≤2 steps
-  CE Certified
-  RoHS RoHS Certified

Voolite Product Instruction - F wallwash series


Product Specification

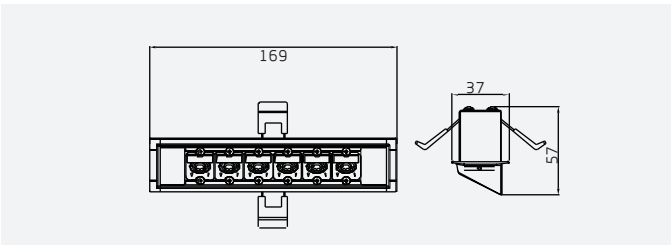




F3
Recessed mounting


Model	Input	Driver	Light Source	Power	Lumens(3000K)	Beam angle	CCT	Dimming	UGR	CRI	SDCM
F3	AC 100-240V	External	SMD	12W	720lm	Wallwash	2700K 3000K 4000K	Non-dimming 0-10V	<17	≥ 90	≤ 3

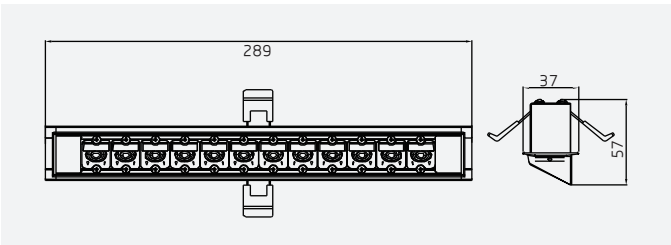




F6
Recessed mounting

Model	Input	Driver	Light Source	Power	Lumens(3000K)	Beam angle	CCT	Dimming	UGR	CRI	SDCM
F6	AC 100-240V	External	SMD	24W	1440lm	Wallwash	2700K 3000K 4000K	Non-dimming 0-10V Remote Controller Blue-tooth DALI	<17	≥ 90	≤ 3

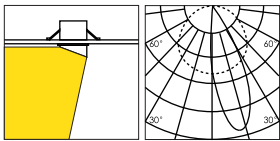




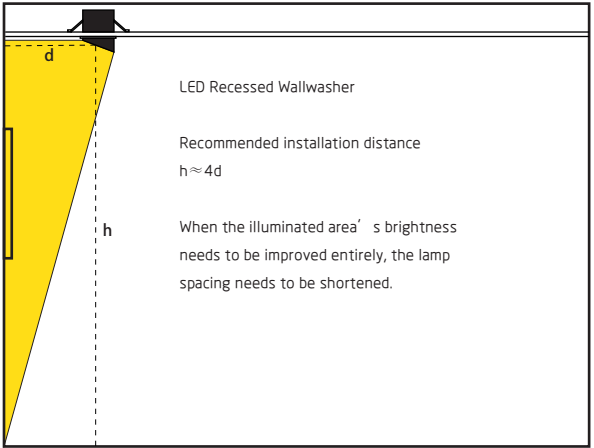
F12
Recessed mounting


Model	Input	Driver	Light Source	Power	Lumens(3000K)	Beam angle	CCT	Dimming	UGR	CRI	SDCM
F12	AC 100-240V	External	SMD	48W	2880lm	Wallwash	2700K 3000K 4000K	Non-dimming 0-10V Remote Controller Blue-tooth DALI	<17	≥ 90	≤ 3

Beam Angle



Wallwash flood







Zhejiang Voolite Technology Co.,Ltd

 www.voolite.com

 sales@voolite.com

 +86 574 5656 1266

Born From Excellence